

ECDC DAILY UPDATE

Pandemic (H1N1) 2009

Update 08 September 2009,
17:00 hours CEST

Main developments in past 24 hours

- Study on first paediatric deaths in US reviewed;
- Increasing number of domestic cases in China;
- 444 new cases reported in the EU and EFTA countries, reaching a total of 49 112 cases.

This report is based on official information provided by the national public health websites, or through other official communication channels. An update on the number of confirmed cases as of 08 September 2009, 16:00 hours CEST, is presented in Table 1 and Table 2.

***Disclaimer:** Several countries have now announced recommendations on treatment on clinical signs only and focused laboratory testing only for specific population groups or in outbreaks. For these countries, the reported numbers of cases presented in this report will severely underestimate the true incidence in the country and will not be comparable to countries still recommending laboratory tests of all suspected influenza cases.*

Scientific advance

Analysis of first paediatric deaths in US reviewed

In the Morbidity and Mortality Weekly Report of 4 September 2009, the United States Centers for Disease Control and Prevention (CDC) presented data from its routine influenza-associated paediatric mortality reporting system from the period of April to August 2009. These results based on the first 36 childhood deaths due to the pandemic indicate the vulnerability of children with certain high risk medical conditions (especially neurodevelopmental disorders) and the importance of bacterial co-infections.

The full ECDC review is available at:

<http://ecdc.europa.eu/en/activities/sciadvce/Lists/ECDC%20Reviews/DispForm.aspx?ID=647>

Epidemiologic update

All 27 EU and 4 EFTA countries are reporting cases of pandemic (H1N1) 2009 influenza. Since April 2009 a total of 49 112 confirmed cases, including 121 deaths, have been reported (Table 1). In the past 24 hours, 444 new cases were reported from the EU and EFTA countries.

The latest available updates on hospital admissions per Member State are presented in Table 2.

The latest available updates on new and on confirmed fatal pandemic (H1N1) cases outside of the EU/EFTA area by country are presented in Table 3.

Other updates

Increasing domestic transmission in China

A media report quoting the Chinese minister of health says there has been sudden upsurge of new cases of pandemic influenza last week, with 95% of infections being contracted domestically. The pandemic influenza vaccination campaign will start by vaccinating the attendees of the celebrations of the 60th anniversary of the founding of the People's Republic of China in Beijing, involving more than 200 000 people.

Table 1: Reported new confirmed cases and cumulative number of Pandemic (H1N1) 2009 influenza and cumulative deaths among confirmed cases by country as of 08 September 2009, 16:00 hours (CEST) in the EU and EFTA countries

Country	Confirmed cases reported in the last 24h	Cumulative number of confirmed cases	Deaths among confirmed cases ^a
Austria (07.9.)	-	334	-
Belgium (30.7.)	-	126	1
Bulgaria (02.9.)	-	66	-
Cyprus (14.7.)	-	297	-
Czech Republic (07.9.)	8	277	-
Denmark (02.9.)	-	562	-
Estonia (03.9.)	-	64	-
Finland (08.9.)	2	231	-
France ^b (30.8.)	-	1125	14 ^e
Germany (08.9.)	72	17265	-
Greece (08.9.)	157	1996	2
Hungary (03.9.)	-	153	1
Iceland (07.9.)	-	176	-
Ireland (03.9.)	-	815	2
Italy (04.9.)	-	2058	1
Latvia (29.8.)	-	27	-
Liechtenstein (07.9.)	-	5	-
Lithuania (08.9.)	3	51	-
Luxembourg (28.8.)	-	168	-
Malta (07.9.)	-	291	2
Netherlands ^c (27.8.)	-	1473	2
Norway (02.9.)	-	1153	1
Poland (06.9.)	-	157	-
Portugal (08.9.)	196	2820	-
Romania (08.9.)	6	322	-
Slovakia (07.9.)	-	128	-
Slovenia (31.8.)	-	217	-
Spain (03.9.)	-	1538	23
Sweden (04.9.)	-	937	2
Switzerland (07.9.)	-	1088	-
United Kingdom ^d (03.9.)	-	13192	70
Total	444	49112	121

Note: cases reported in the EU and EFTA countries correspond to the EWRS notifications by Member States or Ministry of Health websites. *Countries shaded with gray are not recommending laboratory tests for all suspect cases, therefore comparisons in time or between these countries should not be made at present. Fatal cases are reported in the country where the death occurred.*

^a Deaths are included in the cumulative number of confirmed cases

^b Cases reported from France include those reported from the overseas territories (434).

^c Cases from the Netherlands include those reported from Aruba and the Dutch Antilles

^d Cases reported from the United Kingdom include the number of individual cases from the following overseas territories: Anguilla, The Falklands, Gibraltar, Sovereign Base Area Cyprus, Turks and Caicos Islands (94)

^e Deaths reported from France include 7 in New Caledonia, 3 in the French Polynesia, 2 in the Reunion and 2 in mainland France.

Table 2: Reported number of confirmed Pandemic (H1N1) 2009 influenza cases admitted to hospitals and intensive care by country as of 08 September 2009, 16:00 hours (CEST) in the EU and EFTA countries

Country (date of report)	Most recent number of cases admitted in hospitals	Cumulative number of cases admitted in hospitals	Most recent number of cases admitted to intensive care	Cumulative number of cases admitted to intensive care
Austria (07.8.)	0	-	0	-
Belgium (03.9.)	-	-	-	-
Bulgaria	-	-	-	-
Cyprus	-	-	-	-
Czech Republic (07.9.)	0	-	0	-
Denmark (26.8)	-	4	-	-
Estonia (14.8.)	0	0	0	0
Finland (03.9.)	-	-	-	-
France ^a (01.9.)	53	289	4	15
Germany (07.9.)	-	-	-	-
Greece (04.9.)	7	45	5	11
Hungary (30.8.)	-	32	-	-
Iceland (26.8.)	0	0	0	0
Ireland (03.9.)	20	82	4	7
Italy (02.9.)	-	-	1	-
Latvia (13.8.)	-	1	-	-
Liechtenstein (07.9.)	-	-	-	-
Lithuania (13.8.)	-	-	-	-
Luxembourg (04.9.)	-	-	0	0
Malta(04.9.)	-	46	-	1
Netherlands (03.9.)	7	65	3	13
Norway (02.9.)	-	-	-	-
Poland (06.9.)	-	-	-	-
Portugal (02.9.)	-	-	2	-
Romania	-	18	-	-
Slovakia (12.8.)	2	33	0	0
Slovenia (10.8.)	-	-	-	-
Spain (20.8.)	-	-	32	91
Sweden (03.9.)	9	-	-	-
Switzerland (07.9.)	-	21	-	1
United Kingdom ^b (03.9.)	159	-	31	-

Note: Data for the EU and EFTA countries correspond to the Ministry of Health or surveillance centre websites. New updates are shaded in yellow. (-) denotes no information readily available in official sources.

^aCases reported from France include those reported from the overseas territories.

^bData includes all probable cases for England only. Does not include Scotland (124 cumulative hospitalisations), Wales (46) and Northern Ireland (56).

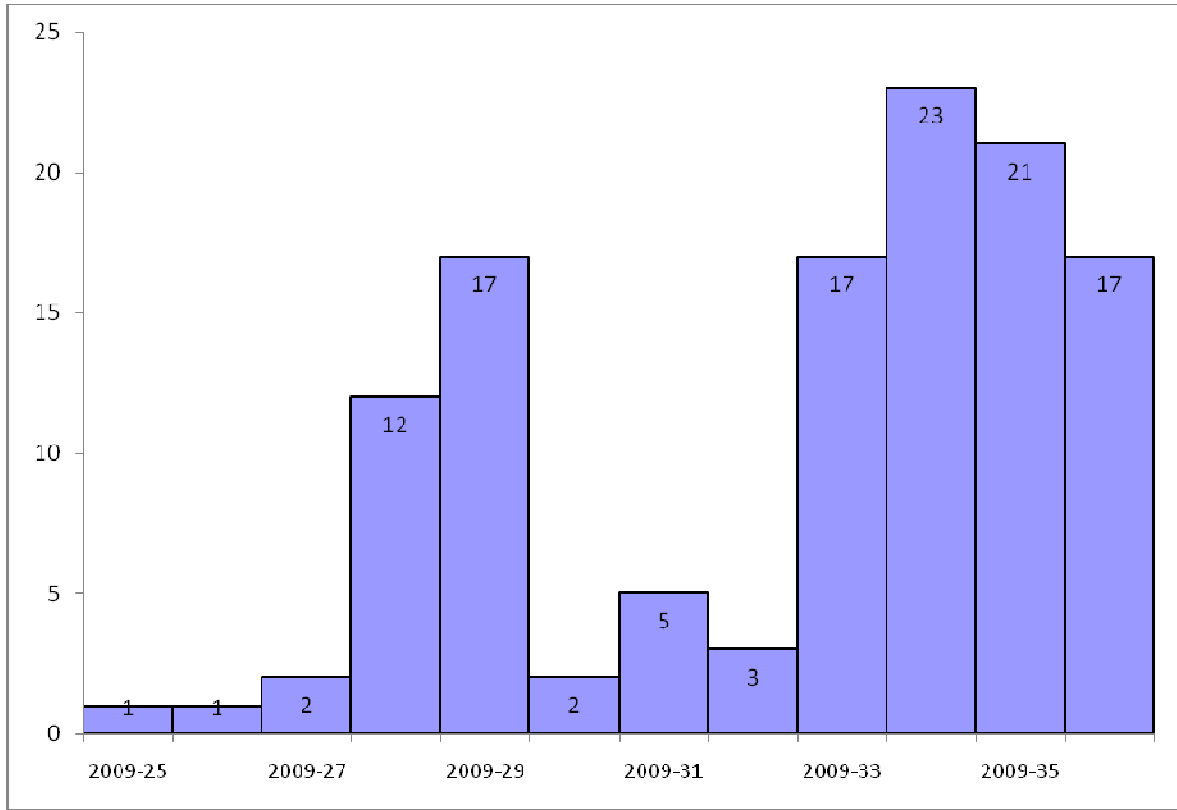
Table 3. Reported number of new and cumulative confirmed fatal Pandemic (H1N1) 2009 influenza cases by country as of 08 September 2009, 16:00 hours (CEST) outside of the EU/EFTA area

Country	Number of new fatal cases since previous national update	Cumulative number of fatal cases
OTHER EUROPEAN COUNTRIES & CENTRAL ASIA		
No deaths reported	-	-
MEDITERRANEAN AND MIDDLE-EAST		
Bahrain	-	3
Egypt	-	2
Iran	-	2
Iraq	-	1
Israel	-	21
Kuwait	-	5
Lebanon	1	2
Occupied Palestinian Territory	-	1
Oman	-	10
Qatar	-	1
Saudi Arabia	3	26
Syria	-	2
United Arab Emirates	-	4
Yemen	-	1
AFRICA		
Ghana	-	1
Mauritius	-	8
Namibia	1	1
South Africa	4	31
NORTH AMERICA		
Canada	-	72
Mexico	-	207
USA	-	593
CENTRAL AMERICA & CARIBBEAN		
Cayman Islands	-	1
Costa Rica	-	33
Dominican Republic	-	11
El Salvador	-	17
Guatemala	-	13
Honduras	2	12
Jamaica	-	4
Nicaragua	2	6
Panama	-	9

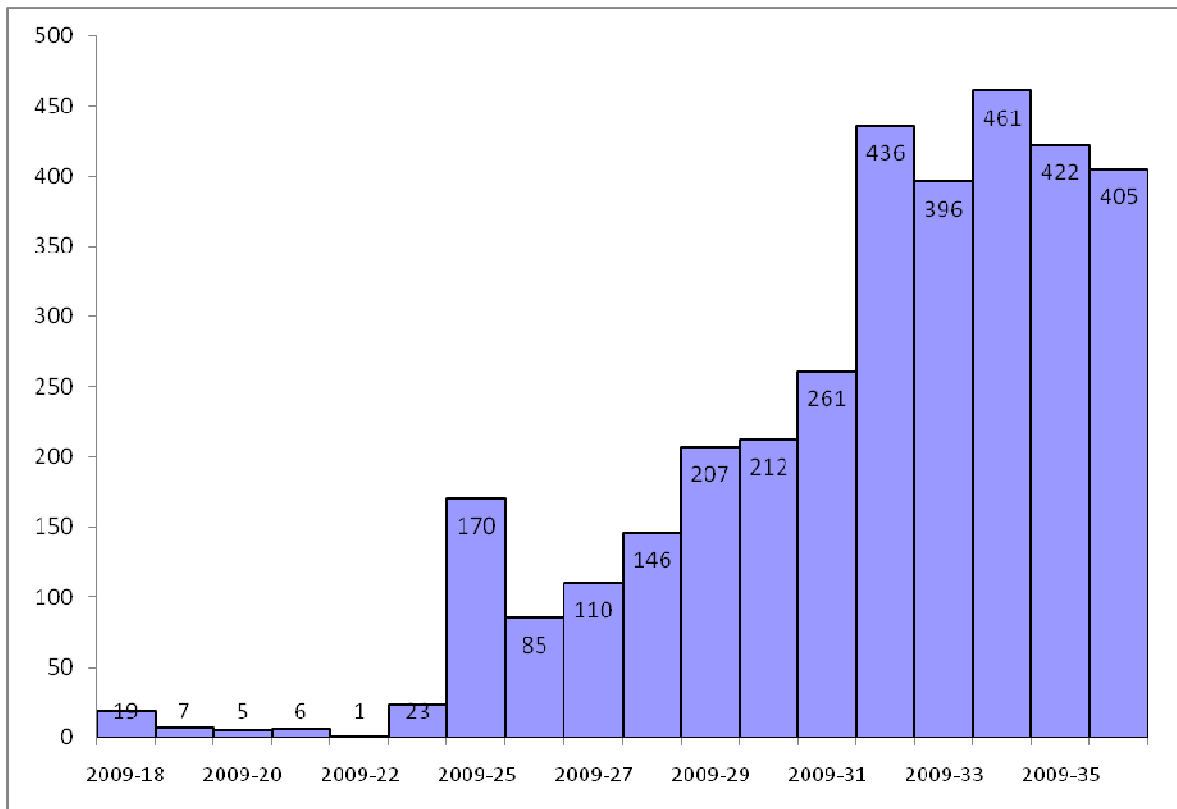
Saint Kitts and Nevis	-	1
Suriname	1	1
SOUTH AMERICA		
Argentina	47	512
Bolivia	-	30
Brazil	-	657
Chile	-	130
Colombia	8	43
Ecuador	4	44
Paraguay	-	52
Peru	11	109
Uruguay	-	32
Venezuela	-	41
NORTH-EAST & SOUTH ASIA		
Bangladesh	1	3
Hong Kong SAR China	-	12
India	-	131
Japan	-	10
Macao SAR China	-	1
South Korea	1	5
Taiwan	1	8
SOUTH-EAST ASIA		
Brunei Darussalam	-	1
Indonesia	-	10
Laos Peoples Democratic Republic	-	1
Malaysia	-	73
Philippines	-	28
Singapore	-	18
Thailand	-	130
Vietnam	1	3
AUSTRALIA & PACIFIC		
Australia	1	162
Cook Islands	-	1
Marshall Islands	-	1
New Zealand	-	17
Samoa	-	2
Tonga	-	1
TOTAL	89	3370

Note: cases reported in non-EU and EFTA countries correspond to cases published on Ministry of Health websites, or through WHO, or through credible media source quoting national authorities. Therefore, some of these cases may be taken out at a later stage if not validated. Yellow shading indicates a new update has been recorded for the country during the past 24 hours.

Figure 1: Number of confirmed deaths among Pandemic (H1N1) 2009 influenza cases by week of notification. EU and EFTA countries (upper panel, week 25 to week 36, 2009) and world (lower panel, week 18 to week 36, 2009).

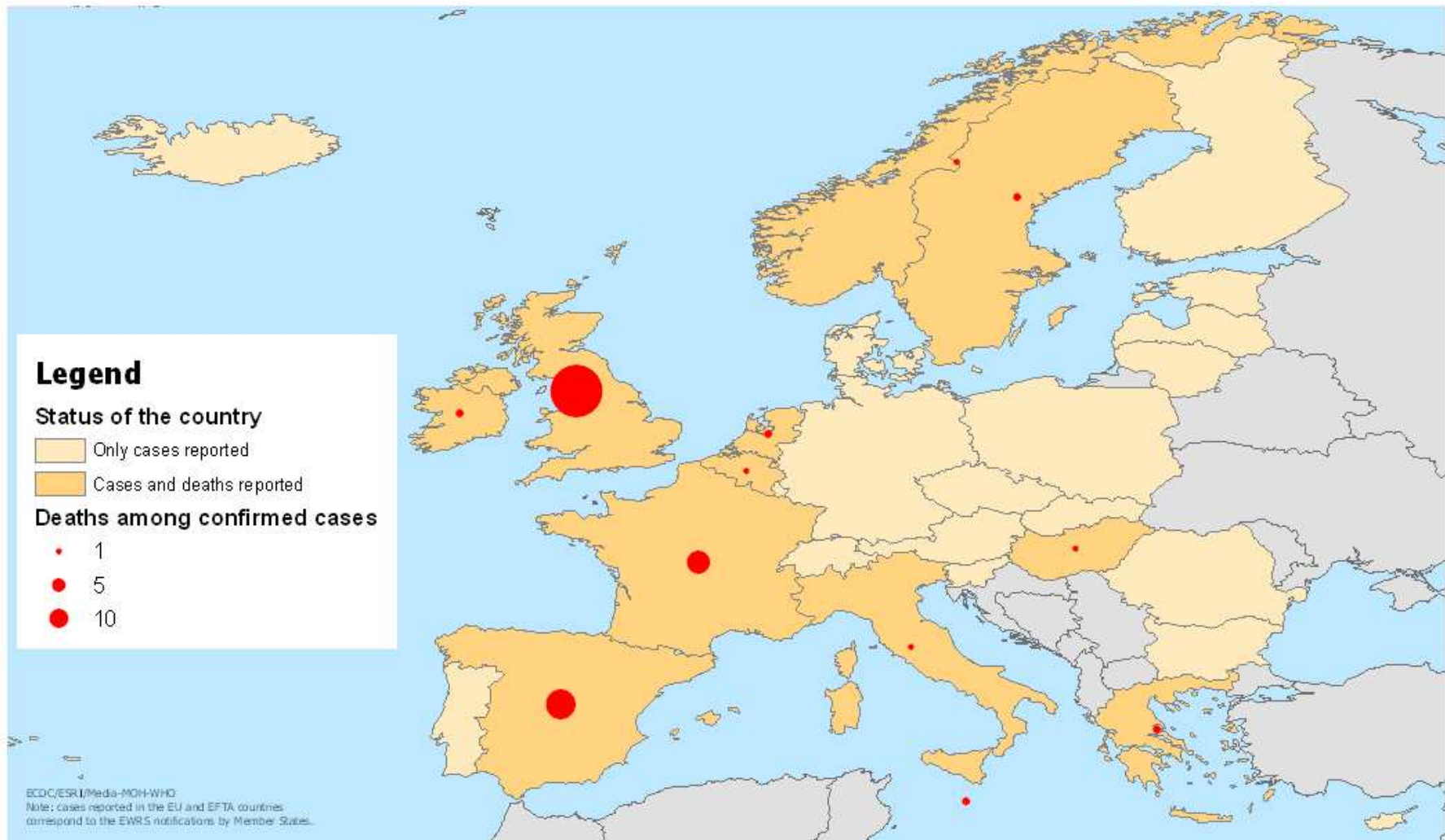


Notification week



Notification week

Reported cumulative number of confirmed fatal cases of influenza A(H1N1)v in EU and EFTA countries, as of 08 September 2009, 16:00 hours CEST



Reported cumulative number of confirmed fatal cases of influenza A(H1N1)v and country reporting status by country, as of 08 September 2009, 16:00 hours CEST

