

## ECDC DAILY UPDATE

### Pandemic (H1N1) 2009

Update 02 October 2009,  
09:00 hours CEST

## Main developments in past 24 hours

- Weekly Influenza Surveillance Overview to be published today;
- Media highlights and Eurosurveillance updates included;
- Total of 184 fatal cases in Europe and EFTA countries and 4,248 in the rest of the world have been reported up to date.

This report is based on official information provided by the national public health websites or through other official communication channels. An update on the number of confirmed fatal cases, as of 01 October 2009 16:00 hours CEST, for the world, and 02 October 09:00 hours CEST, for Europe is presented in Table 2.

## Eurosurveillance Updates

### **Residual immunity in older people against the influenza A(H1N1) – recent experience in northern Spain**

<http://www.eurosurveillance.org/ViewArticle.aspx?ArticleId=19344>

The 2009 pandemic influenza A(H1N1) virus has a higher incidence in children and young adults, a pattern that has also been reported in seasonal influenza caused by the influenza A(H1N1) virus. The article from Spain analyses the age at infection in symptomatic patients with influenza in the Basque Country, reported through the sentinel influenza surveillance system which monitors 2.2-2.5% of the population. Between September 1999 and August 2009, influenza A(H3N2) or seasonal influenza A(H1N1) was detected in 941 patients, and from April to August 2009, pandemic influenza A(H1N1) was detected in 112 patients. The H3/H1 seasonal influenza ratio was between 3.3 and 3.4 in the under 60 year-olds, but 9.8 in older individuals, suggesting that people born before 1950 have residual immunity against the influenza A H1N1 subtype (both seasonal and pandemic).

## Early estimates of 2009 pandemic influenza A(H1N1) virus activity in general practice in France: incidence of influenza-like illness and age distribution of reported cases

<http://www.eurosurveillance.org/ViewArticle.aspx?ArticleId=19341>

In the end of August 2009, an unusually elevated level of influenza-like illness (ILI) activity was reported to the French Sentinel Network. The article estimates the observed excess in ILI cases in France during summer 2009 and characterises age patterns in reported cases. An excess of cases has been observed since 5 July, with a time increasing trend. The cumulated estimated excess number of ILI cases was 269,935 [179,585; 316,512], corresponding to 0.5% of the French population over the period. Compared to the same period in the past years, relative cumulative incidence was greater among young subjects and lower among subjects over 65 years-old. Compared to past epidemics, the relative cumulative incidence was greater in children less than five years-old. This excess of cases may reflect the current spread of the A(H1N1) virus in France, subject to the following limitations: estimates were based on clinical cases consulting a GP; large media coverage may have led to a non specific increase in consultation rates.

## Media highlights

The news that the European Commission earlier this week granted authorisation to two A(H1N1) vaccines has been covered in all major media outlets. The coverage has led to a number of stories at the EU and country level on when and how countries would start their vaccination campaigns and in particular how they would mix their seasonal influenza and pandemic vaccination campaigns. In addition there has been wide coverage from the business perspective and delivery times for vaccines.

Further afield the news that Australia, which has started its vaccination plan, and that China is continuing apace following its start last week, has been covered by several media channels. Vaccine administration has also been a top story during the week with certain media raising the questions about the effect on risk groups and whether one or two doses would be required.

Other news have concentrated on reports from around the globe suggesting that some countries, notably the US, Mexico and the UK, are beginning to see an increase in the number of A(H1N1) cases.

## Weekly Influenza Surveillance Overview

The ECDC Weekly Influenza Surveillance Overview will be published this afternoon and will be available at:

[http://www.ecdc.europa.eu/en/activities/surveillance/EISN/Pages/EISN\\_Bulletin.aspx](http://www.ecdc.europa.eu/en/activities/surveillance/EISN/Pages/EISN_Bulletin.aspx)

## Epidemiologic update

All 27 EU and 4 EFTA countries are reporting cases of pandemic (H1N1) 2009 influenza. Since April 2009, a total 184 deaths have been reported; the information is available on Table 2.

The latest available updates as of October 01, 2009, at 16:00, on new and on confirmed fatal pandemic (H1N1) cases outside the EU/EFTA area by country, are also presented in Table 2.

The latest available updates on hospital admissions per Member State are presented in Table 1.

## Daily Update contents

ECDC has now stop publishing numbers of confirmed cases reported from EU/EFTA member states or from countries around the world in the Daily Update. This is due to the fact that most European countries are now recommending laboratory confirmation only in certain population groups like the risk groups. The World Health Organization has also recommended that countries verify only the first few hundred cases and after that exhaustive sampling is not recommended any more.

We will continue to monitor the evolution of the pandemic within Europe with the number of fatal cases by country and through the Weekly Influenza Surveillance Overview which is published on Fridays. For the countries outside of Europe, we will monitor the number of fatal cases by country and monitor the surveillance reports of selected non-European countries. It must be emphasized that the number of fatal cases per country are likely to be gross underestimates of the true number of fatal cases associated with pandemic influenza. Access to healthcare, the quality of the laboratory network in the country, the quality of the surveillance system and the case definition used for identifying fatal cases all affect these figures and will vary from country to country.

Daily Updates will be produced by 09:00hrs every morning Monday to Friday. No updates will be produced during weekends and the Daily Update published on Monday includes weekend's information. The production cycle will be reviewed as needed.

**Table 1: Reported number of confirmed Pandemic (H1N1) 2009 influenza cases admitted to hospitals and intensive care by country as of 02 October 2009, 09:00 hours (CEST) in the EU and EFTA countries**

Country (date of report)	Number of cases currently hospitalised	Cumulative number of cases admitted in hospitals	Number of cases currently in intensive care	Cumulative number of cases admitted to intensive care
Austria (07.8.)	0	-	0	-
Belgium (20.9.)	3	38	-	-
Bulgaria	-	-	-	-
Cyprus	-	-	-	-
Czech Republic (21.9.)	0	-	0	-
Denmark (09.9.)	-	-	-	-
Estonia (04.9.)	0	0	0	0
Finland (03.9.)	-	-	-	-
France (30.9.)	10	174	5	24
Germany (01.10.)	-	-	-	-
Greece (22.9.)	-	54	1	13
Hungary (19.9.)	-	32	-	-
Iceland (25.9.)	0	1	0	0
Ireland (27.9.)	-	157	0	13
Italy (27.9)	80	846	-	-
Latvia (13.8.)	-	1	-	-
Liechtenstein (01.10.)	-	-	-	-
Lithuania (13.8.)	-	-	-	-
Luxembourg (25.9.)	-	-	0	0
Malta (04.9.)	-	46	-	1
Netherlands (25.9.)	10	100	1	18
Norway (30.9.)	8	71	5	11
Poland (01.10.)	-	-	-	-
Portugal (30.9.)	21	-	6	-
Romania (27.9)	-	18	-	-
Slovakia (12.8.)	2	33	0	0
Slovenia (10.8.)	-	-	-	-
Spain (20.8.)	-	-	32	91
Sweden (27.9.)	-	-	-	-
Switzerland (1.10.)	-	23	-	1
United Kingdom <sup>a</sup> (24.9.)	218	-	25	-

Note: Data for the EU and EFTA countries correspond to the Ministry of Health or surveillance centre websites. New updates are shaded in yellow. (-) denotes no information readily available in official sources.

<sup>a</sup>Data includes all probable cases for England only. Does not include Scotland (143 cumulative hospitalisations), Wales (48) and Northern Ireland (97).

**Table 2. Reported number of new and cumulative confirmed fatal Pandemic (H1N1) 2009 influenza cases in EU and EFTA countries, as 02 October, 09:00 hours CEST, and in the rest of the world by country, as of 01 October 2009, 16:00 hours CEST.**

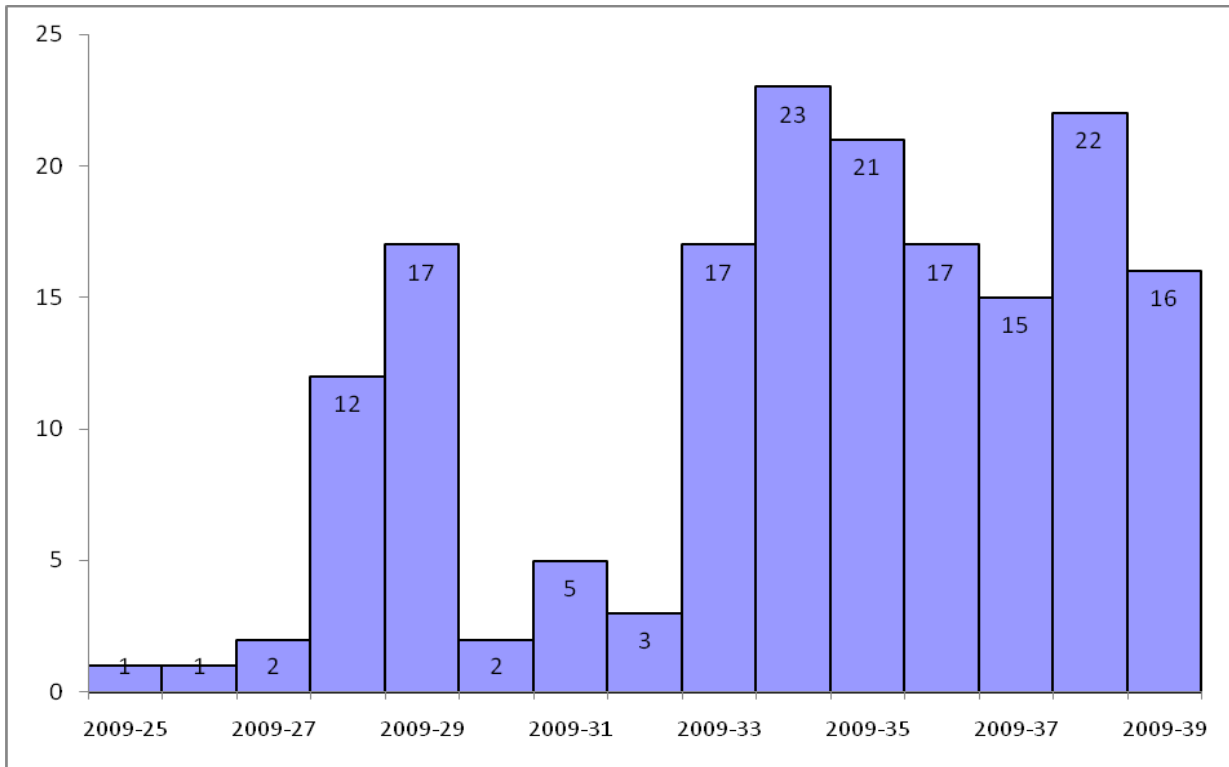
Country	Number of new fatal cases since previous national update	Cumulative number of fatal cases
<b>EU AND EFTA COUNTRIES</b>		
Belgium	1	2
Bulgaria	-	1
France	-	30 <sup>a</sup>
Germany	-	1
Greece	-	3
Hungary	-	2
Ireland	-	2
Italy	-	3
Luxembourg	-	1
Malta	-	3
Netherlands	-	4
Norway	-	4
Portugal	-	2
Spain	6	42
Sweden	-	2
United Kingdom	-	82
<b>OTHER EUROPEAN COUNTRIES &amp; CENTRAL ASIA</b>		
No deaths reported	-	-
<b>MEDITERRANEAN AND MIDDLE-EAST</b>		
Bahrain	-	3
Egypt	-	2
Iran	-	4
Iraq	-	1
Israel	4	28
Kuwait	-	8
Lebanon	-	2
Occupied Palestinian Territory	-	1
Oman	-	21
Qatar	-	3
Saudi Arabia	-	30
Syria	-	2
United Arab Emirates	-	6
Yemen	-	6
<b>AFRICA</b>		
Ghana	-	1

Madagascar	-	1
Mauritius	-	8
Mozambique	-	2
Namibia	-	1
<b>South Africa</b>	<b>25</b>	<b>84</b>
<b>NORTH AMERICA</b>		
Canada	-	78
Mexico	-	231
USA	-	593
<b>CENTRAL AMERICA &amp; CARIBBEAN</b>		
Barbados	-	1
Cayman Islands	-	1
Costa Rica	-	37
Dominican Republic	-	21
El Salvador	-	19
Guatemala	-	13
Honduras	-	15
Jamaica	-	4
Nicaragua	-	11
Panama	-	11
Saint Kitts and Nevis	-	1
Suriname	-	2
<b>SOUTH AMERICA</b>		
Argentina	-	538
Bolivia	-	54
Brazil	-	899
Chile	-	132
<b>Colombia</b>	<b>2</b>	<b>91</b>
Ecuador	-	60
Paraguay	-	52
Peru	-	143
Uruguay	-	33
Venezuela	-	83
<b>NORTH-EAST &amp; SOUTH ASIA</b>		
Bangladesh	-	4
Hong Kong SAR China	-	22
<b>India</b>	<b>7</b>	<b>315</b>
Japan	-	18
Macao SAR China	-	1
South Korea	-	11
<b>Taiwan</b>	<b>1</b>	<b>19</b>
<b>SOUTH-EAST ASIA</b>		

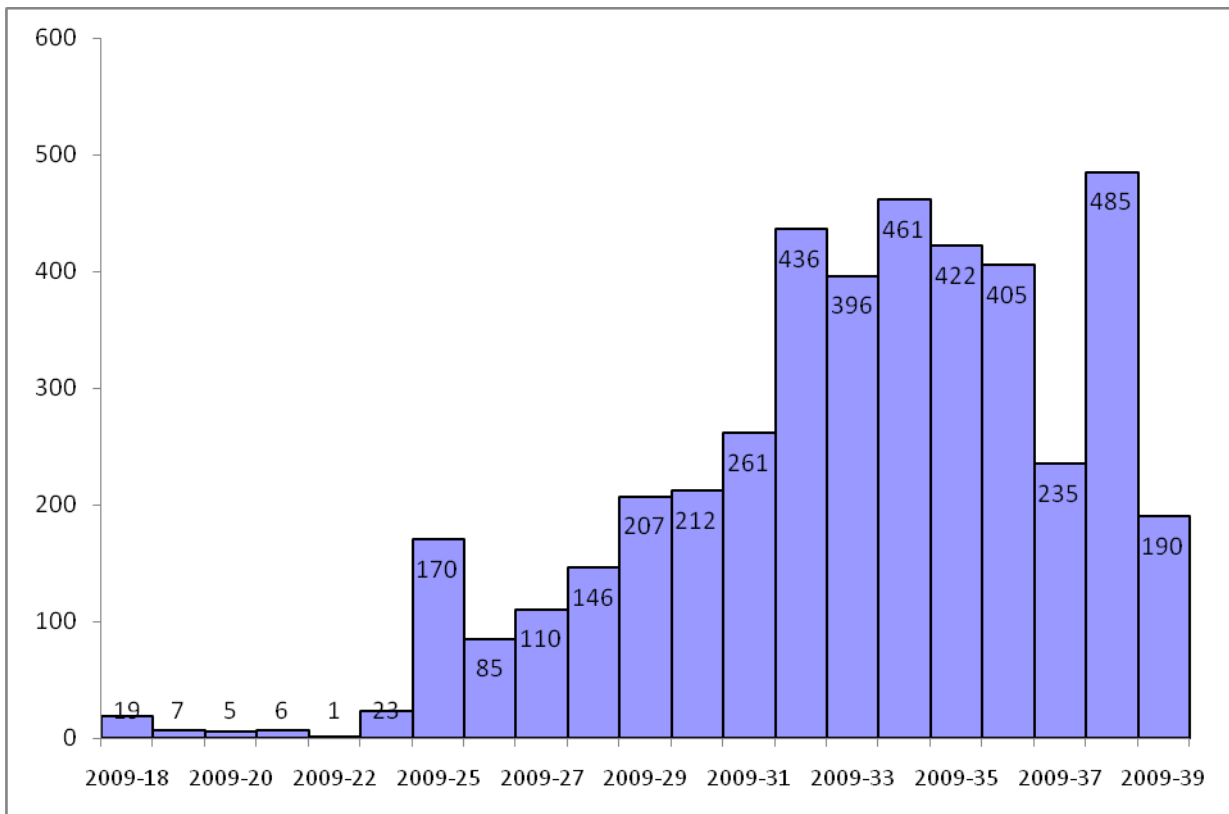
Brunei Darussalam	-	1
Cambodia	-	1
Indonesia	-	10
Laos Peoples Democratic Republic	-	1
Malaysia	-	77
Philippines	-	28
Singapore	-	18
Thailand	-	165
Vietnam	1	16
<b>AUSTRALIA &amp; PACIFIC</b>		
Australia	-	180
Cook Islands	-	1
Marshall Islands	-	1
New Zealand	-	18
Samoa	-	2
Solomon Islands	-	1
Tonga	-	1
<b>TOTAL</b>	<b>47</b>	<b>4432</b>

<sup>a</sup> Deaths reported from France include 1 in Guyana, 9 in New Caledonia, 7 in the French Polynesia, 6 in the Réunion, 1 Martinique and 6 in mainland France.

**Figure 1: Number of confirmed deaths among pandemic (H1N1) 2009 influenza cases by week of notification. EU and EFTA countries (upper panel, week 25 to week 39, 2009) and world (lower panel, week 18 to week 39, 2009).**

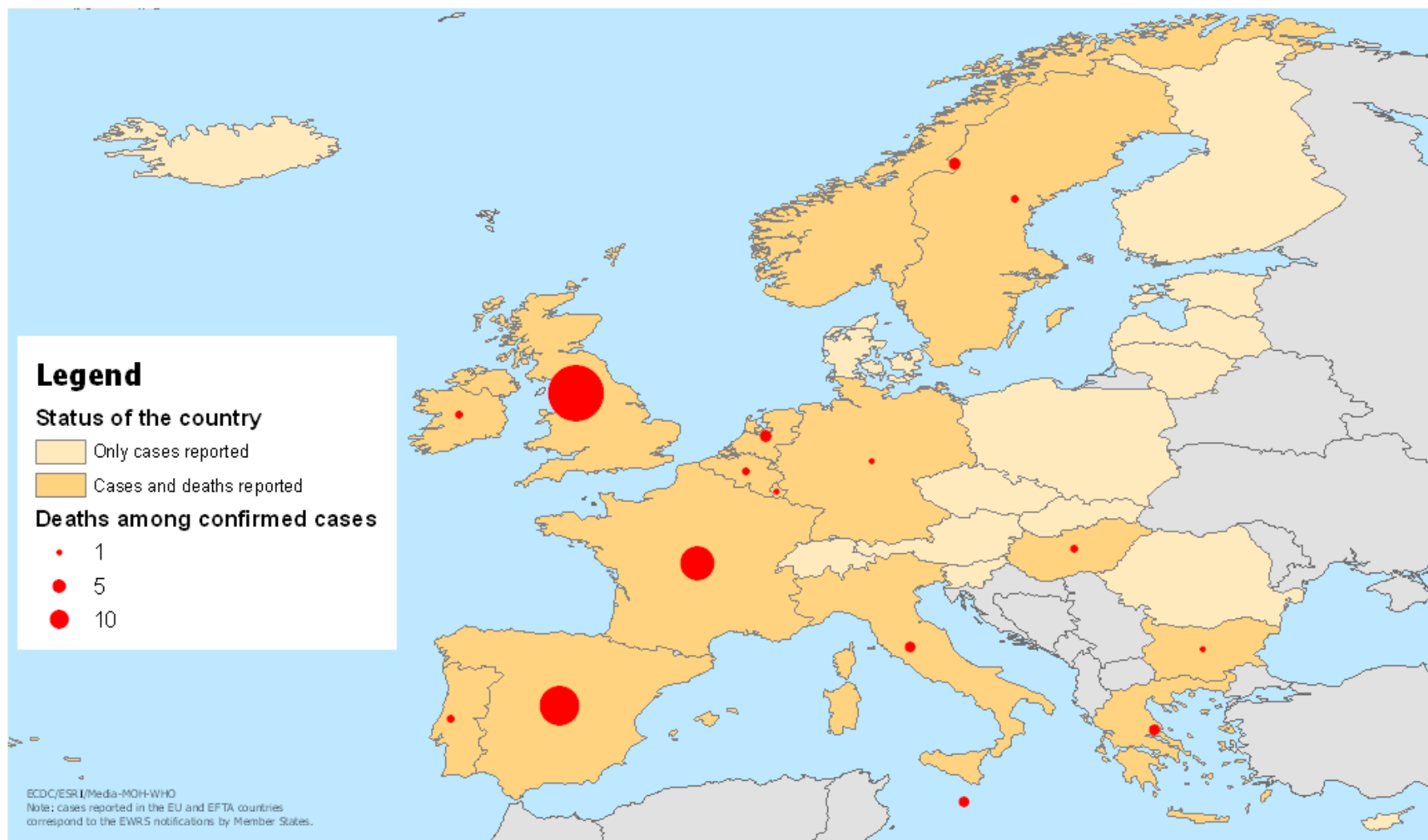


Notification week



Notification week

## Reported cumulative number of confirmed fatal cases of influenza A(H1N1)v in EU and EFTA countries, as of 02 October 2009, 09:00 hours CEST



## Reported cumulative number of confirmed fatal cases of influenza A(H1N1)v and country reporting status by country, as of 01 October 2009, 16:00 hours CEST

