

ECDC DAILY UPDATE

Pandemic (H1N1) 2009

Update 28 October 2009,
09:00 hours CEST

Main developments in past 24 hours

- Total of 280 fatal cases in Europe and EFTA countries and 5 658 in the rest of the world have been reported up to date.

This report is based on official information provided by the national public health websites or through other official communication channels. An update on the number of confirmed fatal cases, as of 27 October 2009 16:00 hours CEST, for the world, and 28 October 09:00 hours CEST, for Europe is presented in Table 2.

Epidemiologic update

All 27 EU and 4 EFTA countries are reporting cases of pandemic (H1N1) 2009 influenza. Since April 2009, a total 280 deaths have been reported; the information is available in Table 2.

The latest available updates as of October 27, 2009, at 16:00, on new and on confirmed fatal pandemic (H1N1) cases outside the EU/EFTA area by country, are also presented in Table 2.

The latest available updates on hospital admissions per Member State are presented in Table 1.

Daily Update contents

ECDC has now stopped publishing numbers of confirmed cases reported from EU/EFTA member states – as well as from other countries around the world – in its Daily Update. This is due to the fact that most European countries are now recommending laboratory confirmation only in certain population groups, such as the risk groups. The World Health Organization has also recommended that countries verify only the first few hundred cases; after that exhaustive sampling is not recommended any more.

We will continue to monitor the evolution of the pandemic within Europe mirrored by the number of fatal cases by country and through the Weekly Influenza Surveillance Overview which is published on Fridays. For the countries outside of Europe, we will monitor the number of fatal cases by country and monitor the surveillance reports of selected non-European countries. It must be emphasized that the numbers of fatal cases per country associated with pandemic influenza are likely to be gross underestimates. Access to healthcare, the quality of the laboratory network in the country, the quality of the surveillance system and the case definition used for identifying fatal cases all affect these figures and will vary from country to country.

Daily Updates will be produced by 09:00hrs every morning Monday to Friday. No updates will be produced during weekends and the Daily Update published on Monday includes the weekend's information. The production cycle will be reviewed as needed.

Table 1: Reported number of confirmed Pandemic (H1N1) 2009 influenza cases admitted to hospitals and intensive care by country as of 28 October 2009, 09:00 hours (CEST) in the EU and EFTA countries

Country (date of report)	Number of cases currently hospitalised	Cumulative number of cases admitted in hospitals	Number of cases currently in intensive care	Cumulative number of cases admitted to intensive care
Austria (16.10.)	-	-	-	-
Belgium (16.10.)	-	-	-	-
Bulgaria	-	-	-	-
Cyprus	-	-	-	-
Czech Republic (15.10.)	-	-	-	-
Denmark (21.10.)	-	-	-	-
Estonia (23.10.)	-	11	-	-
Finland (26.10.)	-	-	-	-
France (20.10.)	37	317	13	43
Germany (21.10.)	-	-	-	-
Greece (21.10.)	-	-	-	-
Hungary (22.10.)	-	-	-	-
Iceland (21.10.)	31	80	6	-
Ireland (18.10.)	-	325	-	26
Italy (18.10)	-	1494	-	-
Latvia (13.08.)	-	1	-	-
Liechtenstein (21.10.)	-	-	-	-
Lithuania (13.08.)	-	-	-	-
Luxembourg (21.10.)	-	-	0	0
Malta (04.09.)	-	46	-	1
Netherlands (23.10.)	54	205	7	31
Norway (22.10.)	15	142	4	27
Poland (27.10.)	-	-	-	-
Portugal (21.10.)	15	-	2	-
Romania (26.10)	-	-	-	-
Slovakia (12.08.)	2	33	0	0
Slovenia (10.08.)	-	-	-	-
Spain (22.10.)	-	303	-	137
Sweden (22.10.)	13	145	-	-
Switzerland (21.10.)	-	24	-	3
United Kingdom ^a (22.10.)	506	-	99	-

Note: Data for the EU and EFTA countries correspond to the Ministry of Health or surveillance centre websites. New updates are shaded in yellow. (-) denotes no information readily available in official sources.

^aData includes all probable cases for England only. Does not include Scotland (380 cumulative hospitalisations), Wales (126) and Northern Ireland (346).

Table 2. Reported number of new and cumulative confirmed fatal Pandemic (H1N1) 2009 influenza cases in EU and EFTA countries, as 28 October 2009, 09:00 hours CEST, and in the rest of the world by country, as of 27 October 2009, 16:00 hours CEST.

Country	Number of new fatal cases since previous national update	Cumulative number of fatal cases
EU AND EFTA COUNTRIES		
Belgium	-	5
Bulgaria	-	1
Czech Republic	-	1
Finland	-	1
France	-	36 ^a
Germany	-	3
Greece	-	3
Hungary	-	4
Iceland	-	1
Ireland	-	9
Italy	-	4
Luxembourg	-	1
Malta	-	5
Netherlands	-	6
Norway	-	11
Portugal	-	3
Spain	-	54
Sweden	-	2
United Kingdom	-	130
Total	-	280
OTHER EUROPEAN COUNTRIES & CENTRAL ASIA		
Serbia	-	1
Moldova	-	1
Russia	3	3
Total	3	5
MEDITERRANEAN AND MIDDLE-EAST		
Bahrain	-	6
Egypt	-	3
Iran	-	16
Iraq	-	4
Israel	1	35
Jordan	-	3
Kuwait	1	13
Lebanon	-	3

Occupied Palestinian Territory	-	1
Oman	-	24
Qatar	-	3
Saudi Arabia	-	39
Syria	-	2
Turkey	-	1
United Arab Emirates	-	6
Yemen	-	13
Total	2	172
AFRICA		
Ghana	-	1
Madagascar	-	1
Mauritius	-	8
Mozambique	-	2
Namibia	-	1
Sao Tome & Principe	-	2
South Africa	-	91
Sudan	-	1
Tanzania	-	1
Total	-	108
NORTH AMERICA		
Canada	-	86
Mexico	-	314
USA ^b	-	1004
Total	-	1404
CENTRAL AMERICA & CARIBBEAN		
Bahamas	-	4
Barbados	-	3
Cayman Islands	-	1
Costa Rica	-	38
Cuba	-	7
Dominican Republic	-	22
El Salvador	-	22
Guatemala	-	13
Honduras	-	16
Jamaica	-	5
Nicaragua	-	11
Panama	-	11
Saint Kitts and Nevis	-	1
Suriname	-	2

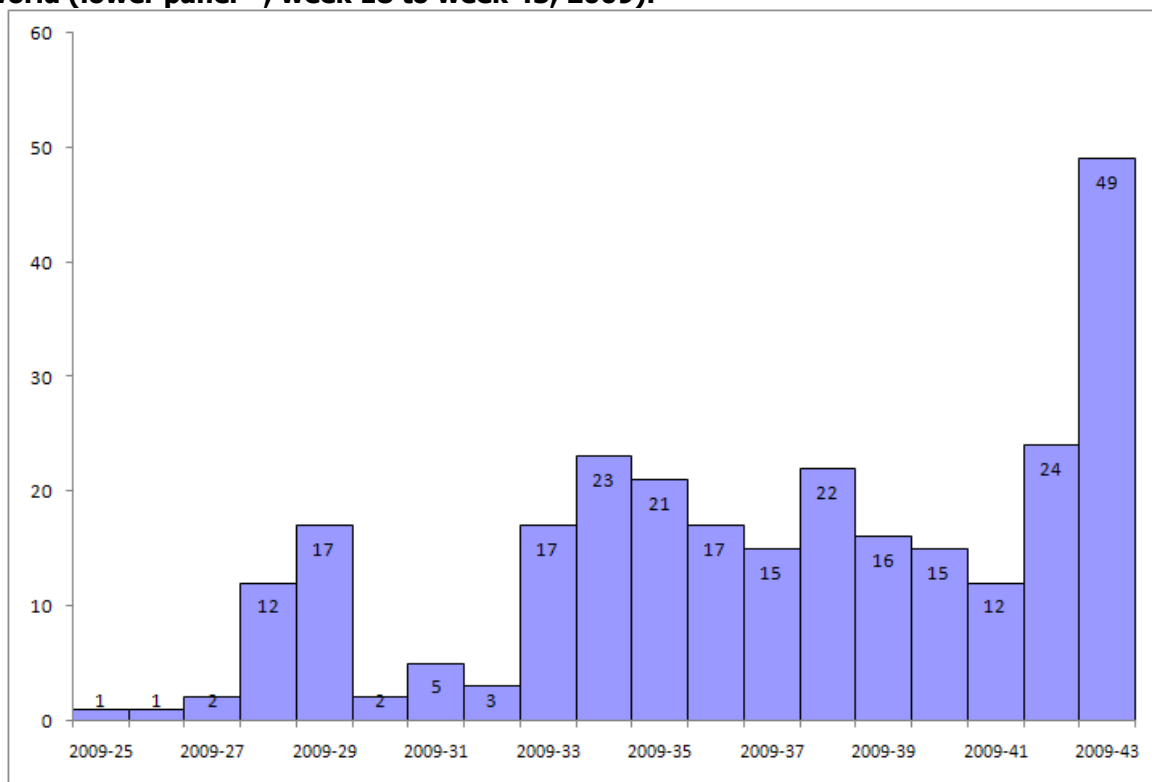
Trinidad-Tobago	-	5
Total	-	161
SOUTH AMERICA		
Argentina	-	585
Bolivia	-	56
Brazil	-	1368
Chile	-	136
Colombia	-	118
Ecuador	-	70
Paraguay	-	52
Peru	-	162
Uruguay	-	33
Venezuela	2	95
Total	2	2675
NORTH-EAST & SOUTH ASIA		
Bangladesh	-	6
China (Mainland)	-	3
Hong Kong SAR China	-	33
India	3	447
Japan	-	27
Macao SAR China	-	1
Mongolia	3	4
South Korea	3	28
Taiwan	-	25
Total	9	574
SOUTH-EAST ASIA		
Brunei Darussalam	-	1
Cambodia	-	3
Indonesia	-	10
Laos Peoples Democratic Republic	-	1
Malaysia	-	77
Philippines	-	30
Singapore	-	18
Thailand	-	176
Vietnam	-	32
Total	-	348
AUSTRALIA & PACIFIC		
Australia	-	186
Cook Islands	-	1
Marshall Islands	-	1

New Zealand	-	19
Samoa	-	2
Solomon Islands	-	1
Tonga	-	1
Total	-	211
TOTAL	16	5938

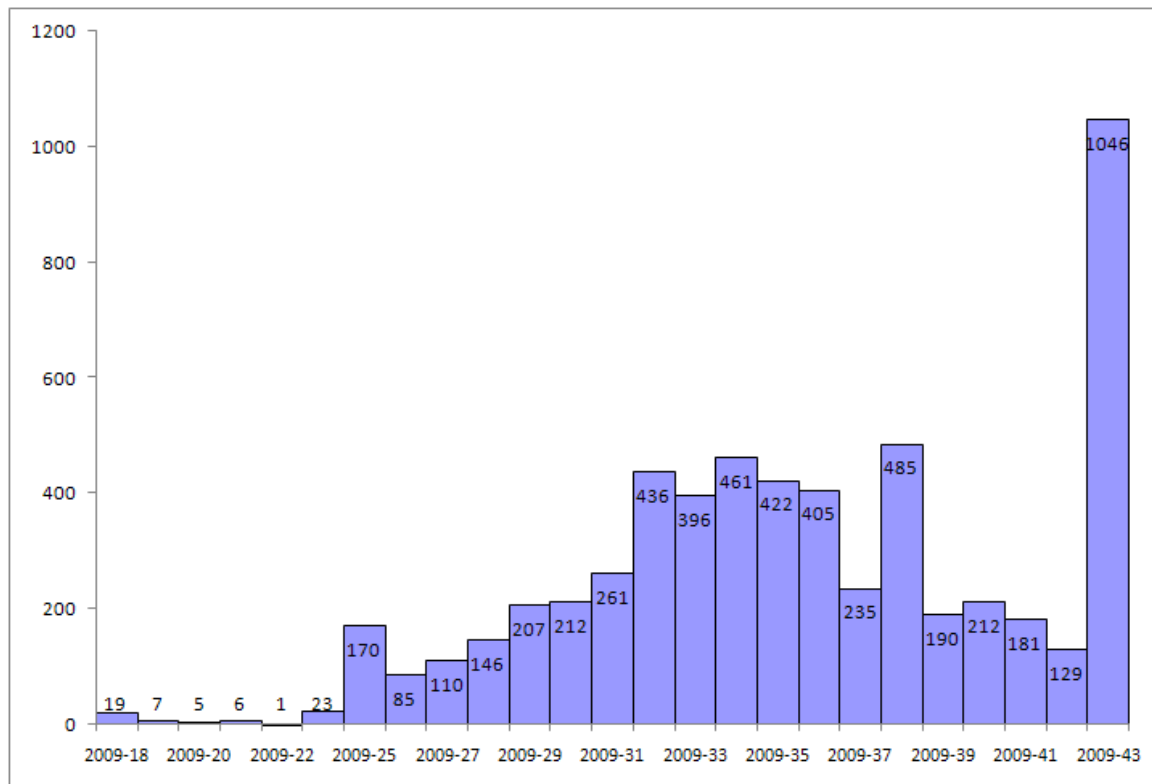
^a Deaths reported from France include 1 in Guyana, 9 in New Caledonia, 7 in the French Polynesia, 6 in the Reunion, 1 in Martinique, 2 in Mayotte, 1 in Guadeloupe and 9 in mainland France.

^b Update today includes reported laboratory-confirmed influenza-associated U.S. fatal cases since August 1.

Figure 1: Number of confirmed deaths among pandemic (H1N1) 2009 influenza cases by week of notification. EU and EFTA countries (upper panel, week 25 to week 43, 2009) and world (lower panel^{a,b}, week 18 to week 43, 2009).



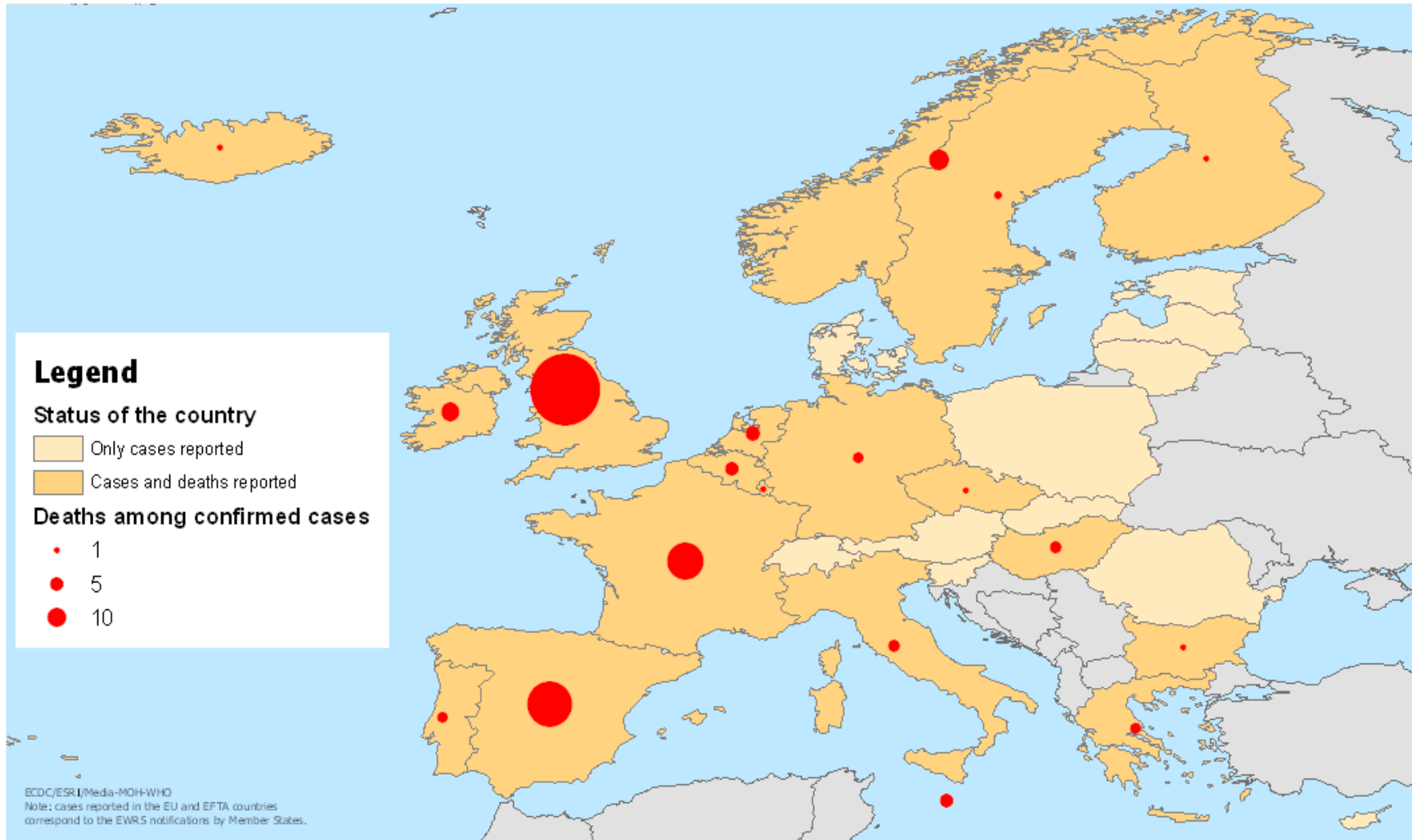
Notification week



Notification week

^a The apparent increase in the number of deaths on week 43 is due to the aggregate reporting of fatal cases from Brazil from weeks 37 to 40 and to our batch report of US fatal cases since August 1st.

Reported cumulative number of confirmed fatal cases of influenza A(H1N1)v in EU and EFTA countries, as of 28 October 2009, 09:00 hours CEST



Reported cumulative number of confirmed fatal cases of influenza A(H1N1)v and country reporting status by country, as of 27 October 2009, 16:00 hours CEST

