

## ECDC DAILY UPDATE

### Pandemic (H1N1) 2009

Update 29 October 2009,  
09:00 hours CEST

## Main developments in past 24 hours

- Study on U.S. prevalence estimates for Pandemic (H1N1) 2009 published;
- Total of 292 fatal cases in Europe and EFTA countries and 5 729 in the rest of the world have been reported up to date.

This report is based on official information provided by the national public health websites or through other official communication channels. An update on the number of confirmed fatal cases, as of 28 October 2009 16:00 hours CEST, for the world, and 29 October 09:00 hours CEST, for Europe is presented in Table 2.

### Scientific update

#### Study on prevalence estimates for Pandemic (H1N1) 2009 published

U.S. CDC and Harvard School of Public Health researchers published a study estimating the number of cases of pandemic (H1N1) 2009 influenza by end of July. This study, published in *Emerging Infectious Diseases*, used a multiplier method to correct for under-ascertainment of cases and came up with an estimate of 1.8 million to 5.7 million cases with 9 000 to 21 000 hospitalisations occurring.

The full article is available at: <http://www.cdc.gov/eid/content/15/12/pdfs/09-1413.pdf>

### Epidemiologic update

All 27 EU and 4 EFTA countries are reporting cases of pandemic (H1N1) 2009 influenza. Since April 2009, a total 292 deaths have been reported; the information is available in Table 2.

The latest available updates as of October 28, 2009, at 16:00, on new and on confirmed fatal pandemic (H1N1) cases outside the EU/EFTA area by country, are also presented in Table 2.

The latest available updates on hospital admissions per Member State are presented in Table 1.

### Daily Update contents

ECDC has now stopped publishing numbers of confirmed cases reported from EU/EFTA member states – as well as from other countries around the world – in its Daily Update. This is due to the fact that most European countries are now recommending laboratory confirmation only in certain population groups, such as the risk groups. The World Health Organization has also recommended that countries verify only the first few hundred cases; after that exhaustive sampling is not recommended any more.

We will continue to monitor the evolution of the pandemic within Europe mirrored by the number of fatal cases by country and through the Weekly Influenza Surveillance Overview which is published on Fridays. For the countries outside of Europe, we will monitor the number of fatal cases by country and monitor the surveillance reports of selected non-European countries. It must be emphasized that the numbers of fatal cases per country associated with pandemic influenza are likely to be gross underestimates. Access to healthcare, the quality of the laboratory network in the country, the quality of the surveillance system and the case definition used for identifying fatal cases all affect these figures and will vary from country to country.

Daily Updates will be produced by 09:00hrs every morning Monday to Friday. No updates will be produced during weekends and the Daily Update published on Monday includes the weekend's information. The production cycle will be reviewed as needed.

**Table 1: Reported number of confirmed Pandemic (H1N1) 2009 influenza cases admitted to hospitals and intensive care by country as of 29 October 2009, 09:00 hours (CEST) in the EU and EFTA countries**

Country (date of report)	Number of cases currently hospitalised	Cumulative number of cases admitted in hospitals	Number of cases currently in intensive care	Cumulative number of cases admitted to intensive care
Austria (16.10.)	-	-	-	-
Belgium (16.10.)	-	-	-	-
Bulgaria (25.10.)	-	-	-	-
Cyprus	-	-	-	-
Czech Republic (15.10.)	-	-	-	-
Denmark (28.10.)	-	-	-	-
Estonia (23.10.)	-	11	-	-
Finland (26.10.)	-	-	-	-
France (25.10.)	99	447	36	73
Germany (21.10.)	-	-	-	-
Greece (21.10.)	-	-	-	-
Hungary (22.10.)	-	-	-	-
Iceland (21.10.)	31	80	6	-
Ireland (18.10.)	-	325	-	26
Italy (18.10)	-	1494	-	-
Latvia (13.08.)	-	1	-	-
Liechtenstein (21.10.)	-	-	-	-
Lithuania (13.08.)	-	-	-	-
Luxembourg (21.10.)	-	-	0	0
Malta (04.09.)	-	46	-	1
Netherlands (23.10.)	54	205	7	31
Norway (22.10.)	15	142	4	27
Poland (28.10.)	-	-	-	-
Portugal (28.10.)	47	-	4	-
Romania (26.10)	-	-	-	-
Slovakia (12.08.)	2	33	0	0
Slovenia (10.08.)	-	-	-	-
Spain (22.10.)	-	303	-	137
Sweden (22.10.)	13	145	-	-
Switzerland (25.10.)	3	27	-	-
United Kingdom <sup>a</sup> (22.10.)	506	-	99	-

Note: Data for the EU and EFTA countries correspond to the Ministry of Health or surveillance centre websites. New updates are shaded in yellow. (-) denotes no information readily available in official sources.

<sup>a</sup>Data includes all probable cases for England only. Does not include Scotland (380 cumulative hospitalisations), Wales (126) and Northern Ireland (346).

**Table 2. Reported number of new and cumulative confirmed fatal Pandemic (H1N1) 2009 influenza cases in EU and EFTA countries, as 29 October 2009, 09:00 hours CEST, and in the rest of the world by country, as of 28 October 2009, 16:00 hours CEST.**

Country	Number of new fatal cases since previous national update	Cumulative number of fatal cases
<b>EU AND EFTA COUNTRIES</b>		
Belgium	-	5
Bulgaria	1	2
Czech Republic	-	1
Finland	-	1
France	8	44 <sup>a</sup>
Germany	-	3
Greece	-	3
Hungary	-	4
Iceland	-	1
Ireland	1	10
Italy	-	4
Luxembourg	-	1
Malta	-	5
Netherlands	-	6
Norway	2	13
Portugal	-	3
Spain	-	54
Sweden	-	2
United Kingdom	-	130
<b>Total</b>	12	292
<b>OTHER EUROPEAN COUNTRIES &amp; CENTRAL ASIA</b>		
Serbia	-	1
Moldova	-	1
Russia	1	4
<b>Total</b>	1	6
<b>MEDITERRANEAN AND MIDDLE-EAST</b>		
Bahrain	-	6
Egypt	-	3
Iran	6	22
Iraq	-	4
Israel	-	35
Jordan	-	3
Kuwait	-	13
Lebanon	-	3

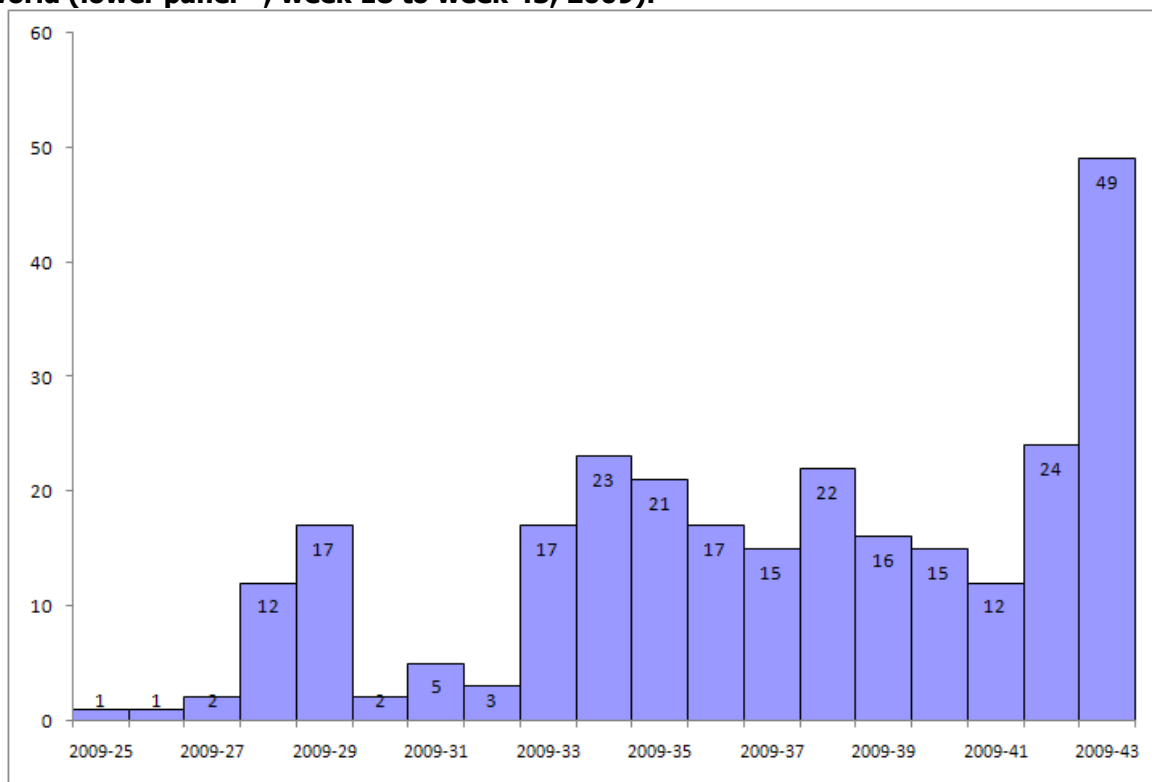
Occupied Palestinian Territory	-	1
Oman	-	24
Qatar	-	3
Saudi Arabia	-	39
Syria	-	2
Turkey	-	1
United Arab Emirates	-	6
<b>Yemen</b>	<b>3</b>	<b>16</b>
<b>Total</b>	<b>9</b>	<b>181</b>
<b>AFRICA</b>		
Ghana	-	1
Madagascar	-	1
Mauritius	-	8
Mozambique	-	2
Namibia	-	1
Sao Tome & Principe	-	2
South Africa	-	91
Sudan	-	1
Tanzania	-	1
<b>Total</b>	<b>-</b>	<b>108</b>
<b>NORTH AMERICA</b>		
<b>Canada</b>	<b>3</b>	<b>89</b>
<b>Mexico</b>	<b>14</b>	<b>328</b>
USA	-	1004
<b>Total</b>	<b>17</b>	<b>1421</b>
<b>CENTRAL AMERICA &amp; CARIBBEAN</b>		
Bahamas	-	4
Barbados	-	3
Cayman Islands	-	1
Costa Rica	-	38
Cuba	-	7
Dominican Republic	-	22
El Salvador	-	22
<b>Guatemala</b>	<b>5</b>	<b>18</b>
Honduras	-	16
Jamaica	-	5
Nicaragua	-	11
Panama	-	11
Saint Kitts and Nevis	-	1
Suriname	-	2

Trinidad-Tobago	-	5
<b>Total</b>	5	166
<b>SOUTH AMERICA</b>		
Argentina	-	585
Bolivia	-	56
Brazil	-	1368
Chile	-	136
Colombia	13	131
Ecuador	5	75
Paraguay	-	52
Peru	-	162
Uruguay	-	33
Venezuela	-	95
<b>Total</b>	18	2693
<b>NORTH-EAST &amp; SOUTH ASIA</b>		
Afghanistan	1	1
Bangladesh	-	6
China (Mainland)	-	3
Hong Kong SAR China	-	33
India	4	451
Japan	-	27
Macao SAR China	-	1
Mongolia	-	4
South Korea	5	33
Taiwan	2	27
<b>Total</b>	12	586
<b>SOUTH-EAST ASIA</b>		
Brunei Darussalam	-	1
Cambodia	-	3
Indonesia	-	10
Laos Peoples Democratic Republic	-	1
Malaysia	-	77
Philippines	-	30
Singapore	-	18
Thailand	6	182
Vietnam	3	35
<b>Total</b>	9	357
<b>AUSTRALIA &amp; PACIFIC</b>		
Australia	-	186
Cook Islands	-	1

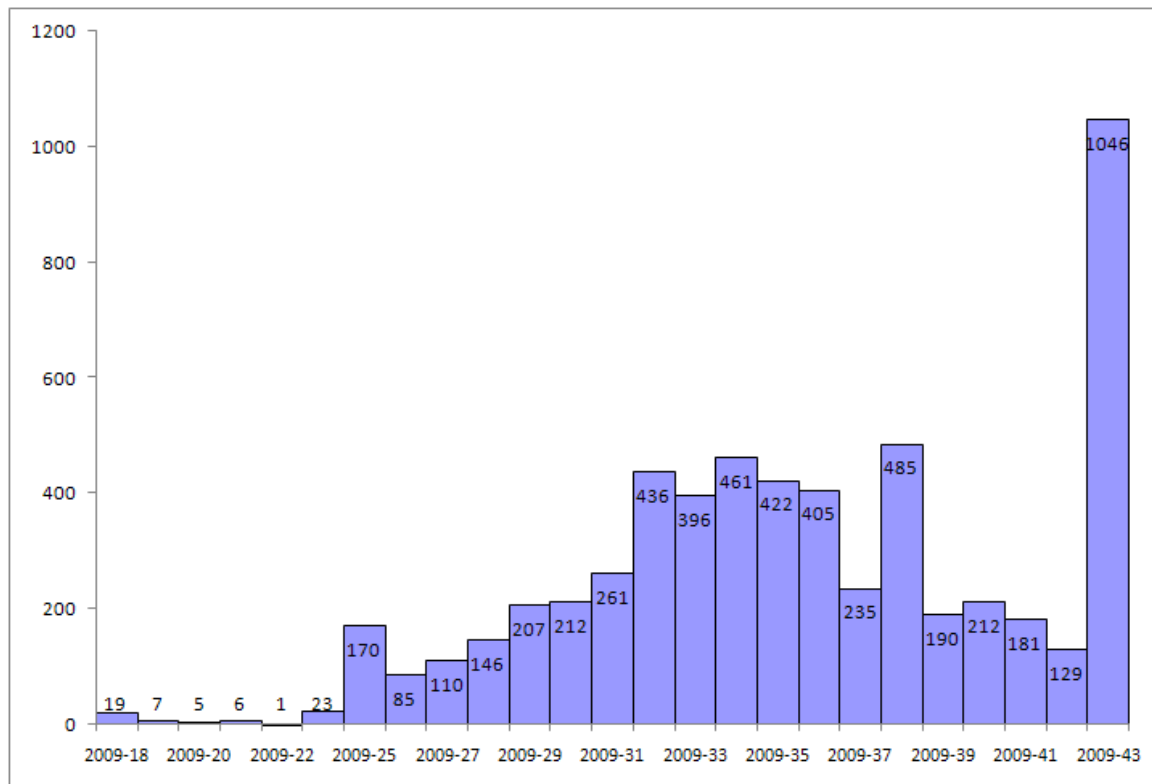
Marshall Islands	-	1
New Zealand	-	19
Samoa	-	2
Solomon Islands	-	1
Tonga	-	1
<b>Total</b>	-	211
<b>TOTAL</b>	<b>83</b>	<b>6021</b>

<sup>a</sup> Deaths reported from France include 1 in Guyana, 9 in New Caledonia, 7 in the French Polynesia, 6 in the Reunion, 1 in Martinique, 2 in Mayotte, 1 in Guadeloupe and 17 in mainland France.

**Figure 1: Number of confirmed deaths among pandemic (H1N1) 2009 influenza cases by week of notification. EU and EFTA countries (upper panel, week 25 to week 43, 2009) and world (lower panel<sup>a,b</sup>, week 18 to week 43, 2009).**



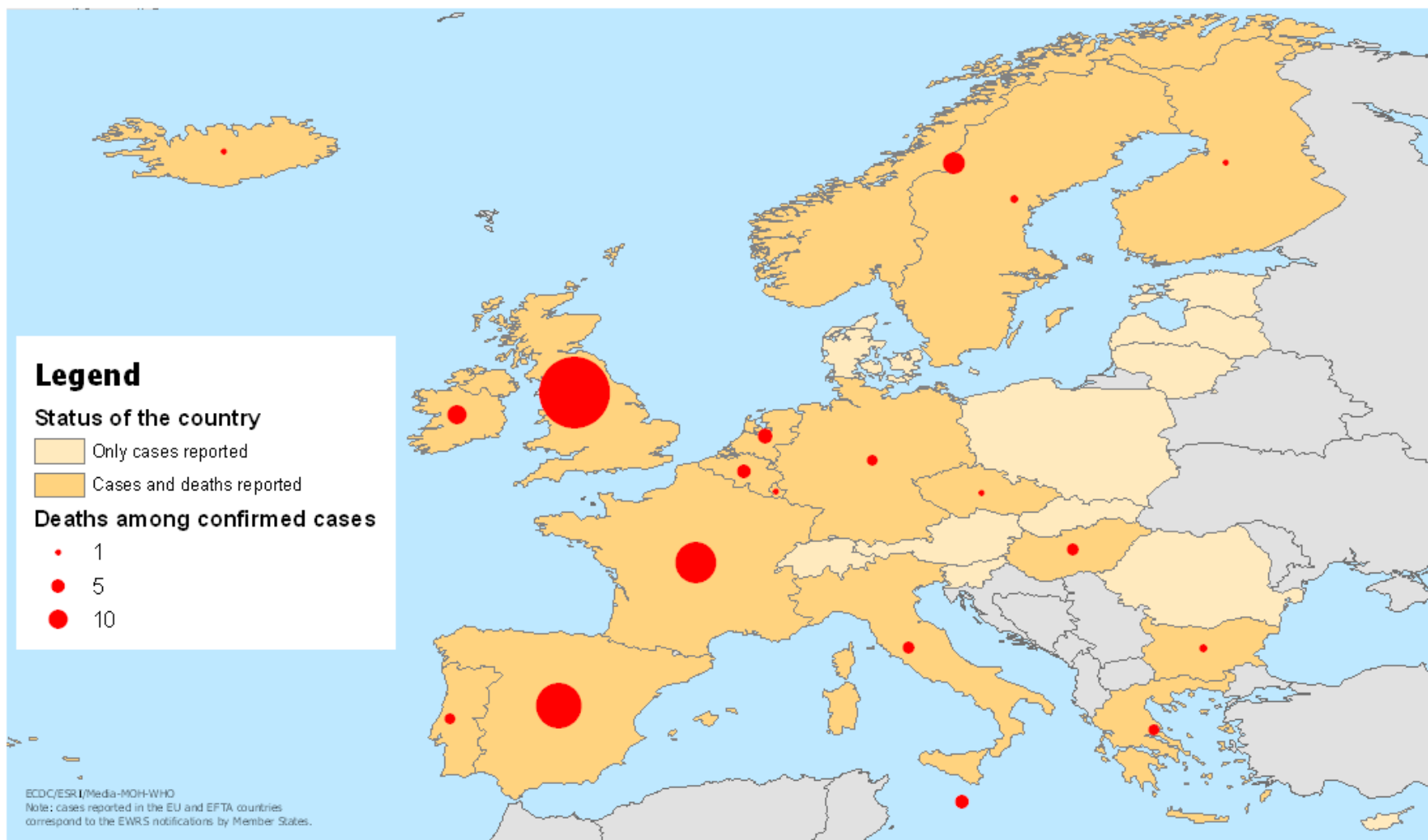
Notification week



Notification week

<sup>a</sup> The apparent increase in the number of deaths on week 43 is due to the aggregate reporting of fatal cases from Brazil from weeks 37 to 40 and to our batch report of US fatal cases since August 1<sup>st</sup>.

## Reported cumulative number of confirmed fatal cases of influenza A(H1N1)v in EU and EFTA countries, as of 29 October 2009, 09:00 hours CEST



## Reported cumulative number of confirmed fatal cases of influenza A(H1N1)v and country reporting status by country, as of 28 October 2009, 16:00 hours CEST

