

ECDC DAILY UPDATE

Pandemic (H1N1) 2009

Update 27 November 2009,
09:00 hours CEST

Main developments in past 24 hours

- Episouth update included;
- Selection bias may explain seasonal vaccine's protection in previously published study;
- Total of 825 fatal cases in Europe and EFTA countries and 7 627 in the rest of the world have been reported up to date.

This report is based on official information provided by national public health websites or through other official communication channels. An update on the number of confirmed fatal cases is presented in Table 2 - as of 26 November 2009 - 16:00 hours CEST, for the world, and 27 November 2009 - 09:00 hours CEST, for Europe.

Epidemiologic update

All 27 EU and 4 EFTA countries are reporting cases of pandemic (H1N1) 2009 influenza. A total of 825 deaths have been reported since April 2009 (Table 2). Since week 41 the numbers of deaths each has shown a steady increase almost doubling every fortnight over the last six weeks. While the most deaths have to date been in Western Europe there are increasing numbers of deaths being reported from Central and Eastern Europe. Latest new and confirmed fatal pandemic (H1N1) cases outside the EU/EFTA area are presented in Table 2 as well. Available updates on hospital admissions, per Member State, can be found in Table 1.

Other updates

Selection bias may explain seasonal vaccine's protection in previously published study

In a letter to the British medical journal, Canadian researchers argue that the protective effect of seasonal vaccine against pandemic influenza seen in a study from Mexico City is due to selection bias and an incorrect analytic technique used in the study.

The BMJ letter is available at:

http://www.bmj.com/cgi/content/full/339/nov24_3/b4972

Episouth update

EPISOUTH is a project, with the objective to create a framework of collaboration on epidemiological issues in order to improve communicable diseases surveillance, communication and training across the countries of the Mediterranean and the Balkans. As per June 2009, the EpiSouth Network counts 26 Countries (9 EU and 17 non-EU). European Commission funds this project, which is also supported by the Italian Ministry of Health. Excerpts from the bulletin 87 (11th Nov-17th Nov) is published here:

As of 23 November 2009, a total of 498 deaths among biologically confirmed A/H1N1/2009 cases have been reported in the EpiSouth region (Mediterranean and the Balkans). 116 new deaths were reported since 17 November 2009:

- A 1st death in FYRO Macedonia, 1 new death in Egypt, 1 in Kosovo, 2 in Palestine, 7 in Serbia, and 20 in Turkey.
- For week 46, influenza activity was high in Serbia, and Turkey; medium in: Albania, Croatia, and Israel; increasing in Tunisia.

For more details please refer to the EpiSouth bulletin:

<http://www.episouth.org/cgi-bin/searchbull?TEMP= 2&QUART=20094>

Table 1: Reported number of confirmed Pandemic (H1N1) 2009 influenza cases admitted to hospitals and intensive care, by country, as of 27 November 2009, 09:00 hours (CEST) in EU and EFTA countries

| Country (date of report) | Number of cases currently hospitalised | Cumulative number of cases admitted in hospitals | Number of cases currently in intensive care | Cumulative number of cases admitted to intensive care |
|--------------------------------------|--|---|---|--|
| Austria (18.11.) | - | - | - | - |
| Belgium (26.11.) | - | - | - | - |
| Bulgaria (22.11) | - | - | - | - |
| Cyprus(23.11) | - | - | - | 6 |
| Czech Republic (19.11.) | - | - | - | - |
| Denmark (25.11.) | - | - | - | - |
| Estonia (25.11.) | - | - | - | - |
| Finland (26.11.) | 23 | - | 8 | - |
| France (24.11.) | 43 | 357 | - | - |
| Germany (25.11.) | - | - | - | - |
| Greece (15.11.) | - | - | - | - |
| Hungary (18.11.) | 2 | - | - | - |
| Iceland (26.11.) | 5 | 180 | 1 | 20 |
| Ireland (25.11.) | 211 | 941 | 18 | 77 |
| Italy (26.11) | - | 572 | - | 303 |
| Latvia (25.11.) | - | - | - | - |
| Liechtenstein (26.11.) | - | - | - | - |
| Lithuania (04.11.) | - | - | - | - |
| Luxembourg (16.11.) | - | - | 0 | 0 |
| Malta (04.09.) | - | 46 | - | 1 |
| Netherlands (20.11.) | 359 | 1270 | 38 | 134 |
| Norway (23.11.) | 60 | 1102 | 13 | 127 |
| Poland (23.11.) | - | - | - | - |
| Portugal (25.11.) | 148 | - | 20 | - |
| Romania (23.11) | 10 | - | 5 | - |
| Slovakia (25.11.) | 13 | 51 | - | - |
| Slovenia (10.08.) | - | - | - | - |
| Spain (26.11.) | - | - | - | - |
| Sweden (22.11.) | 206 | 836 | - | - |
| Switzerland (26.11.) | 23 | 127 | - | 30 |
| United Kingdom ^a (19.11.) | 753 | - | 154 | - |

Note: Data for the EU and EFTA countries correspond to the Ministry of Health or surveillance centre websites. New updates with changes in figures are shaded in yellow. (-) denotes no information readily available in official sources.

^aData includes all probable cases for England only. Does not include Scotland (1104 cumulative hospitalisations), Wales (411) and Northern Ireland (558).

Table 2. Reported number of new and cumulative confirmed fatal Pandemic (H1N1) 2009 influenza cases in EU and EFTA countries, as 27 November 2009, 09:00 hours CEST, and in the rest of the world by country, as of 26 November 2009, 16:00 hours CEST.

| Country | Number of new fatal cases since previous national update | Cumulative number of fatal cases |
|--|--|----------------------------------|
| EU AND EFTA COUNTRIES | | |
| Austria | - | 3 |
| Belgium | 1 | 13 |
| Bulgaria | - | 5 |
| Czech Republic | 3 | 6 |
| Denmark | - | 5 |
| Estonia | - | 1 |
| Finland | 4 | 16 |
| France | 11 | 96 ^a |
| Germany | 6 | 52 |
| Greece | 4 | 12 |
| Hungary | - | 7 |
| Iceland | 1 | 2 |
| Ireland | 1 | 17 |
| Italy | 6 | 91 |
| Latvia | - | 3 |
| Lithuania | - | 2 |
| Luxembourg | - | 2 |
| Malta | - | 3 |
| Netherlands | - | 28 |
| Norway | - | 25 |
| Poland | 1 | 16 |
| Portugal | 1 | 17 |
| Romania | - | 2 |
| Slovakia | - | 1 |
| Slovenia | - | 2 |
| Spain | 20 | 135 |
| Sweden | 4 | 15 |
| Switzerland | 2 | 3 |
| United Kingdom | 26 | 245 |
| Total | 91 | 825 |
| OTHER EUROPEAN COUNTRIES & CENTRAL ASIA | | |
| Azerbaijan | - | 2 |
| Belarus | - | 20 |
| Bosnia and Herzegovina | - | 1 |
| Croatia | - | 11 |

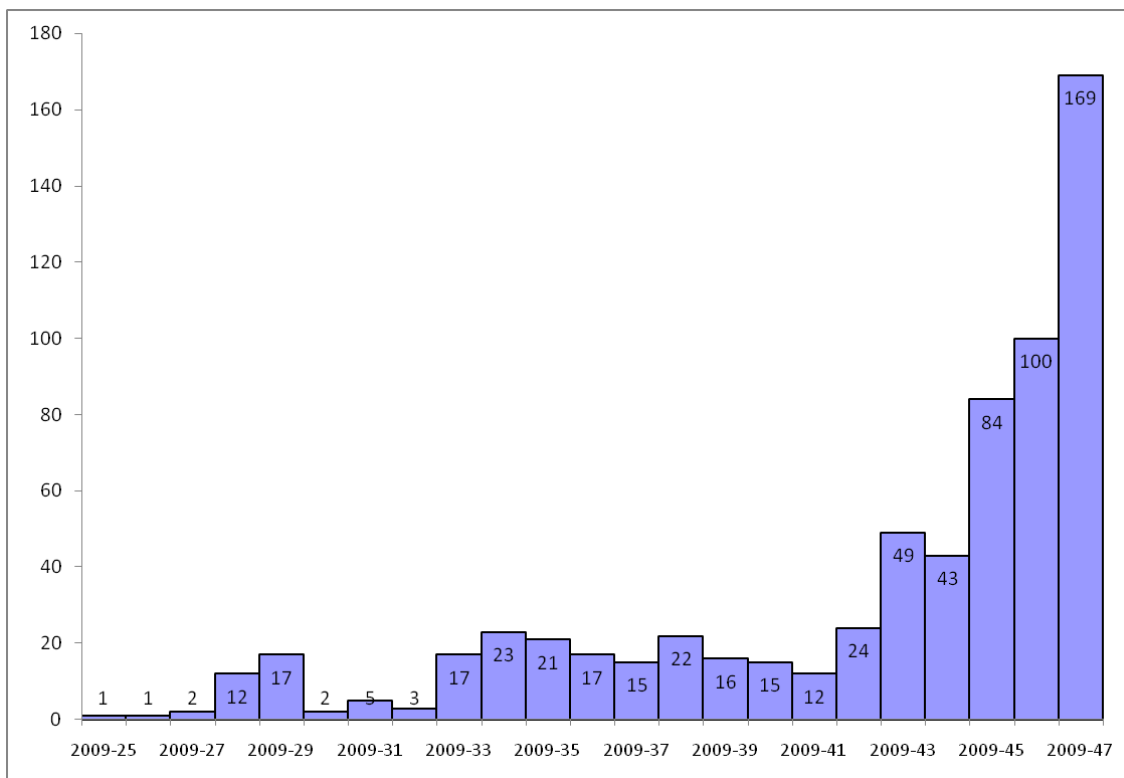
| | | |
|---------------------------------------|-----------|------------|
| Former Yugoslav Republic of Macedonia | - | 1 |
| Kosovo | - | 2 |
| Moldova | 1 | 11 |
| Russia | - | 19 |
| Serbia | - | 17 |
| Ukraine | - | 18 |
| Total | 1 | 102 |
| MEDITERRANEAN AND MIDDLE-EAST | | |
| Bahrain | - | 7 |
| Egypt | 2 | 13 |
| Iran | - | 140 |
| Iraq | - | 10 |
| Israel | 3 | 55 |
| Jordan | 3 | 14 |
| Kuwait | - | 27 |
| Lebanon | - | 3 |
| Morocco | - | 1 |
| Occupied Palestinian Territory | - | 9 |
| Oman | - | 27 |
| Qatar | - | 8 |
| Saudi Arabia | - | 81 |
| Syria | - | 50 |
| Tunisia | - | 2 |
| Turkey | 49 | 161 |
| United Arab Emirates | - | 6 |
| Yemen | - | 22 |
| Total | 57 | 636 |
| AFRICA | | |
| Ghana | - | 1 |
| Madagascar | - | 1 |
| Mauritius | - | 8 |
| Mozambique | - | 2 |
| Namibia | - | 1 |
| Sao Tome & Principe | - | 2 |
| South Africa | - | 91 |
| Sudan | - | 1 |
| Tanzania | - | 1 |
| Total | - | 108 |
| NORTH AMERICA | | |
| Canada | - | 279 |

| | | |
|--|-----------|-------------|
| Mexico | - | 589 |
| USA | - | 1265 |
| Total | - | 2133 |
| CENTRAL AMERICA & CARIBBEAN | | |
| Bahamas | - | 4 |
| Barbados | - | 3 |
| Cayman Islands | - | 1 |
| Costa Rica | - | 40 |
| Cuba | - | 7 |
| Dominican Republic | - | 22 |
| El Salvador | - | 26 |
| Guatemala | - | 18 |
| Honduras | - | 16 |
| Jamaica | - | 6 |
| Nicaragua | - | 11 |
| Panama | - | 11 |
| Saint Kitts and Nevis | - | 1 |
| Saint Lucia | - | 1 |
| Suriname | - | 2 |
| Trinidad-Tobago | - | 5 |
| Total | - | 174 |
| SOUTH AMERICA | | |
| Argentina | 10 | 610 |
| Bolivia | - | 57 |
| Brazil | - | 1528 |
| Chile | - | 148 |
| Colombia | - | 160 |
| Ecuador | - | 82 |
| Paraguay | - | 52 |
| Peru | - | 190 |
| Uruguay | - | 33 |
| Venezuela | 6 | 113 |
| Total | 16 | 2973 |
| NORTH-EAST & SOUTH ASIA | | |
| Afghanistan | - | 14 |
| Bangladesh | - | 6 |
| China (Mainland) | 51 | 104 |
| Hong Kong SAR China | 1 | 41 |
| India | - | 560 |
| Japan | - | 28 |

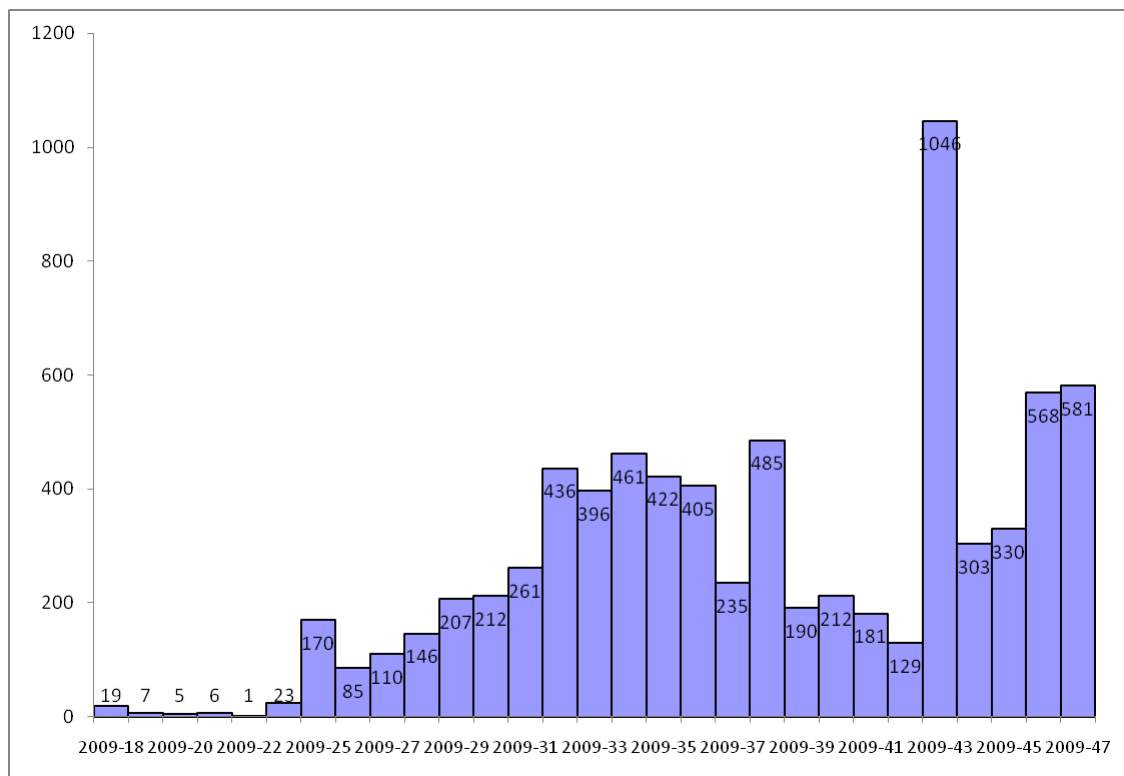
| | | |
|----------------------------------|------------|-------------|
| Macao SAR China | - | 2 |
| Maldives | - | 1 |
| Mongolia | - | 18 |
| Pakistan | - | 1 |
| South Korea | - | 104 |
| Sri Lanka | - | 5 |
| Taiwan | - | 30 |
| Total | 52 | 914 |
| SOUTH-EAST ASIA | | |
| Brunei Darussalam | - | 1 |
| Cambodia | 1 | 5 |
| Indonesia | - | 10 |
| Laos Peoples Democratic Republic | - | 1 |
| Malaysia | - | 77 |
| Philippines | - | 30 |
| Singapore | 1 | 19 |
| Thailand | - | 187 |
| Vietnam | - | 41 |
| Total | 2 | 371 |
| AUSTRALIA & PACIFIC | | |
| Australia | - | 190 |
| Cook Islands | - | 1 |
| Marshall Islands | - | 1 |
| New Zealand | - | 20 |
| Samoa | - | 2 |
| Solomon Islands | - | 1 |
| Tonga | - | 1 |
| Total | - | 216 |
| TOTAL | 219 | 8452 |

^a Deaths reported from France include 1 in Guyana, 9 in New Caledonia, 7 in the French Polynesia, 7 in the Reunion, 1 in Martinique, 2 in Mayotte, 1 in Guadeloupe and 68 in mainland France.

Figure 1: Number of confirmed deaths among pandemic (H1N1) 2009 influenza cases by week of notification. EU and EFTA countries (upper panel, week 25 to week 47, 2009) and world (lower panel^a, week 18 to week 47, 2009).



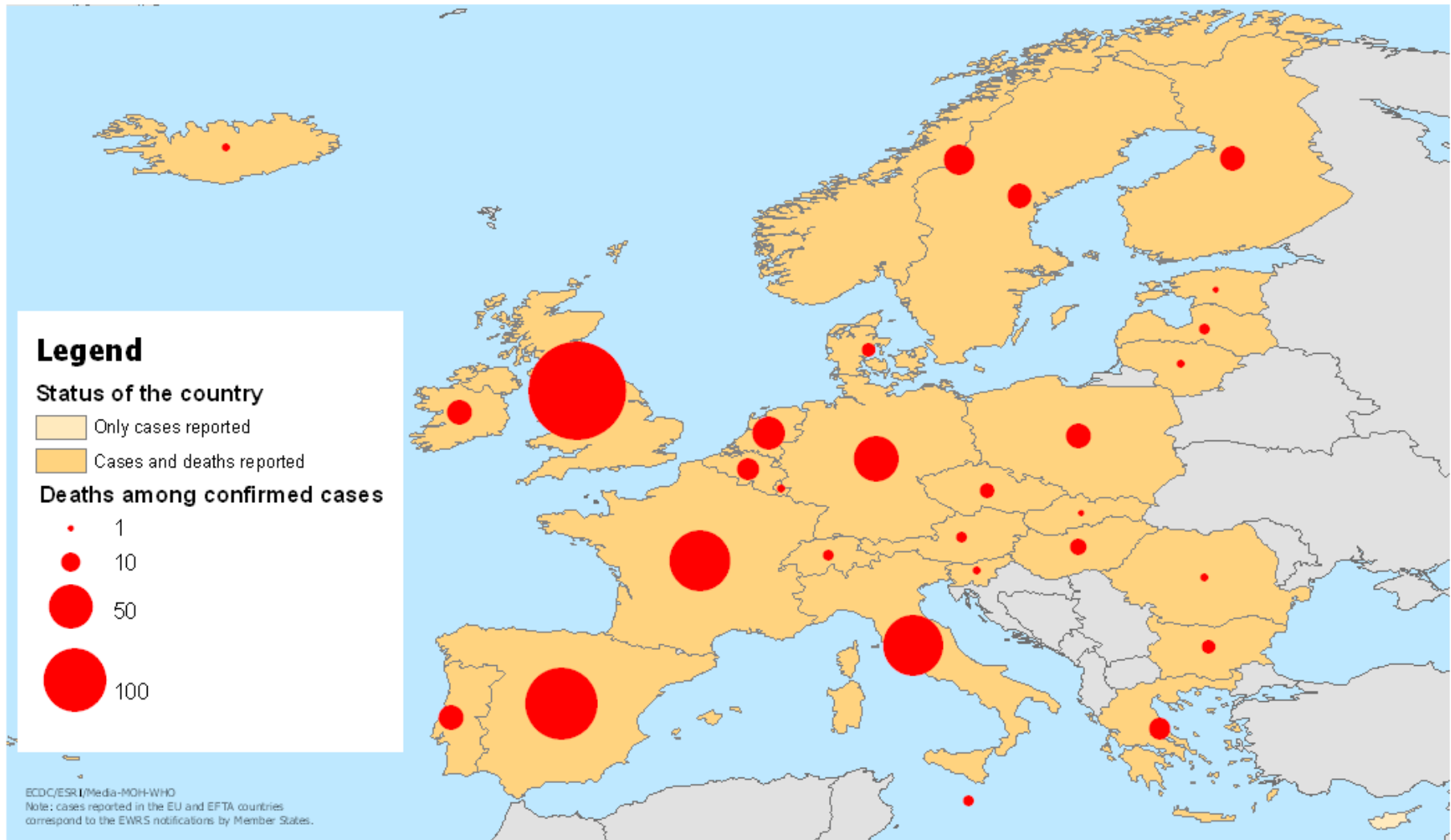
Notification Week



Notification week

^a The apparent increase in the number of deaths in week 43 is due to the aggregate reporting of fatal cases from Brazil from weeks 37 to 40 and to our batch report of US fatal cases since August 1st.

Reported cumulative number of confirmed fatal cases of influenza A(H1N1)v in EU and EFTA countries, as of 27 November 2009, 09:00 hours CEST



Reported cumulative number of confirmed fatal cases of influenza A(H1N1)v and country reporting status by country, as of 26 November 2009, 16:00 hours CEST

