

## ECDC DAILY UPDATE

### Pandemic (H1N1) 2009

Update 09 December 2009,  
09:00 hours CEST

## Main developments in past 24 hours

- Germany considering sales or donations of surplus pandemic vaccine stock
- ECDC describes new [clinical management guidance of human pandemic infections produced by WHO](#) and discusses the public health measures that could minimise the impact of pandemic.
- A total of 1 084 fatal cases in Europe and EFTA countries and 8 990 in the rest of the world have been reported up to date

This report is based on official information provided by national public health websites or through other official communication channels. Reported number of confirmed Pandemic (H1N1) 2009 influenza cases admitted to hospitals and intensive care, by country, as of 09 December 2009, 09:00 hours (CEST) in EU and EFTA countries are in Table 1. An update on the number of confirmed fatal cases is presented in Table 2 - as of 08 December 2009 - 16:00 hours CEST, for the world, and 09 December 2009 - 09:00 hours CEST, for Europe.

## Public Health Development

### **Clinical management and mitigation strategies during A(H1N1) 2009 influenza pandemic in moderate resource settings**

Even at this late stage in the current pandemic and in the face of limited resources clinical services can be prepared for optimally dealing with many people who can be expected to need care. [New WHO guidance published in November](#) gives useful indications on what preparations should be made. If limited amounts of antivirals or pandemic vaccines are available they should be given to those in the risk groups.

<http://ecdc.europa.eu/en/activities/sciadvice/Lists/ECDC%20Reviews/DispForm.aspx?ID=693>

## Epidemiologic update

All 27 EU and 4 EFTA countries are reporting cases of pandemic (H1N1) 2009 influenza. A total of 1084 deaths have been reported since April 2009 (Table 2). Since week 41 the numbers of deaths each has shown a steady increase almost doubling every fortnight over the last six weeks, but with a slight increase in week 48, compared to the previous week. While the most deaths have to date been in Western Europe there are increasing numbers of deaths being reported from Central and Eastern Europe. The reported cumulative fatal pandemic (H1N1) cases in the world have now passed 10 000 cases (Table 2). However, because of lack of laboratory confirmation and underreporting among other factors, this is likely to be a gross underestimation of the true number fatalities associated with the pandemic. Available updates on hospital admissions, per Member State, can be found in Table 1.

## Other updates

### **Germany considering sales or donations of surplus pandemic vaccine stock**

According to media reports, the minister of health in Germany has indicated that the federal government is open to talks with other countries on selling 2.2 million doses of the pandemic influenza vaccine. Senior state health officials are also discussing the possibility of donating part of this surplus stock.

**Table 1: Reported number of confirmed Pandemic (H1N1) 2009 influenza cases admitted to hospitals and intensive care, by country, as of 09 December 2009, 09:00 hours (CEST) in EU and EFTA countries**

Country (date of report)	Number of cases currently hospitalised	Cumulative number of cases admitted in hospitals	Number of cases currently in intensive care	Cumulative number of cases admitted to intensive care
Austria (18.11.)	-	-	-	-
Belgium (03.12.)	-	-	-	-
Bulgaria (29.11)	-	-	-	-
Cyprus(23.11)	-	-	-	6
Czech Republic (03.12.)	-	-	-	-
Denmark (02.12.)	-	-	-	-
Estonia (02.12.)	-	-	-	-
Finland (07.12.)	39	-	14	-
France (07.12.)	-	599	189	-
Germany (01.12.)	-	-	-	-
Greece (02.12.)	-	-	-	-
Hungary (29.11.)	-	-	-	-
Iceland (26.11.)	5	180	1	20
Ireland (02.12.)	181	974	12	83
Italy (06.12)	-	764	-	410
Latvia (07.12.)	-	-	-	-
Liechtenstein (26.11.)	-	-	-	-
Lithuania (30.11.)	-	-	-	-
Luxembourg (16.11.)	-	-	0	0
Malta (04.09.)	-	46	-	1
Netherlands (04.12.)	227	1969	14	183
Norway (02.12.)	37	1206	19	151
Poland (30.11.)	-	-	-	-
Portugal (02.12.)	149	-	22	-
Romania (08.12.)	-	-	-	-
Slovakia (02.12.)	38	81	8	31
Slovenia (10.08.)	-	-	-	-
Spain (03.12.)	-	-	-	-
Sweden (29.11.)	119	1014	-	-
Switzerland (03.12.)	26	195	-	49
United Kingdom <sup>a</sup> (03.12.)	747	-	161	-

Note: Data for the EU and EFTA countries correspond to the Ministry of Health or surveillance centre websites. New updates with changes in figures are shaded in yellow. (-) denotes no information readily available in official sources.

<sup>a</sup>Data includes all probable cases for England only. Does not include Scotland (1 274 cumulative hospitalisations), Wales (423) and Northern Ireland (563).

**Table 2. Reported number of new and cumulative confirmed fatal Pandemic (H1N1) 2009 influenza cases in EU and EFTA countries, as 09 December 2009, 09:00 hours CEST, and in the rest of the world by country, as of 08 December 2009, 16:00 hours CEST.**

Country	Number of new fatal cases since previous national update	Cumulative number of fatal cases
<b>EU AND EFTA COUNTRIES</b>		
Austria	-	3
Belgium	-	14
Bulgaria	-	5
Cyprus	2	2
Czech Republic	-	22
Denmark	-	11
Estonia	-	4
Finland	-	17
France	-	150 <sup>a</sup>
Germany	-	66
Greece	-	21
Hungary	-	8
Iceland	-	2
Ireland	-	18
Italy	-	114
Latvia	-	14
Lithuania	-	7
Luxembourg	-	2
Malta	-	3
Netherlands	-	42
Norway	-	25
Poland	-	24
Portugal	-	23
Romania	2	14
Slovakia	-	3
Slovenia	1	8
Spain	-	169
Sweden	-	16
Switzerland	-	7
United Kingdom	-	270
<b>Total</b>	<b>5</b>	<b>1 084</b>
<b>OTHER EUROPEAN COUNTRIES &amp; CENTRAL ASIA</b>		
Albania	-	1
Belarus	-	20
Bosnia and Herzegovina	-	5

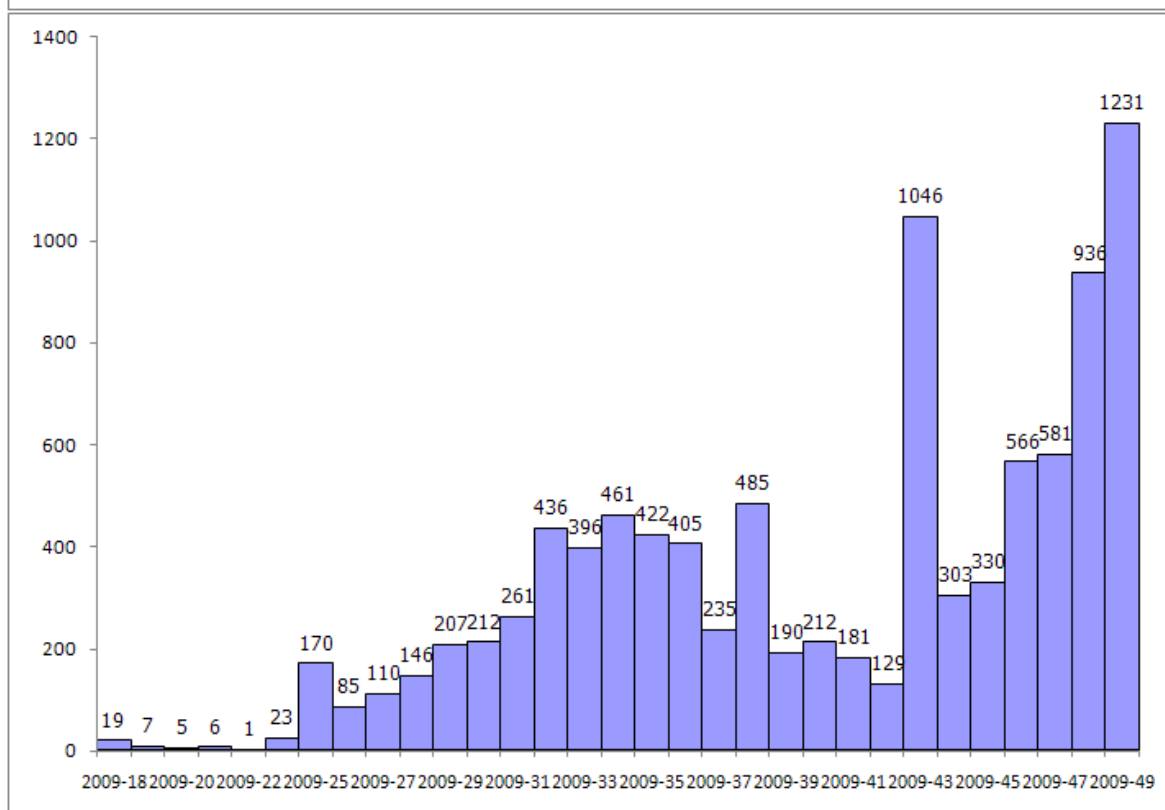
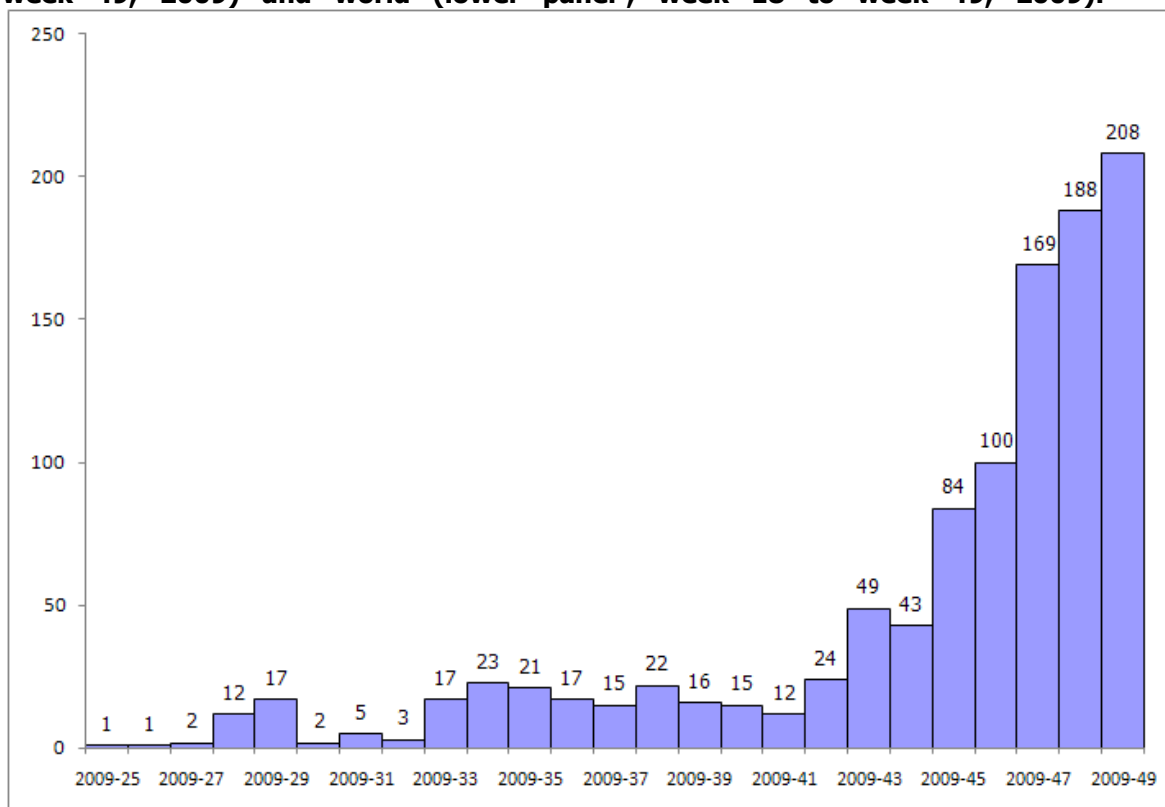
Croatia	-	19
Former Yugoslav Republic of Macedonia	1	7
Kosovo	-	10
Moldova	-	13
Montenegro	-	2
Russia	-	19
Serbia	-	26
Ukraine	-	41
<b>Total</b>	<b>1</b>	<b>163</b>
<b>MEDITERRANEAN AND MIDDLE-EAST</b>		
Algeria	2	10
Bahrain	-	7
Egypt	3	32
Iran	-	147
Iraq	7	33
Israel	-	67
Jordan	-	14
Kuwait	-	27
Lebanon	-	3
Libya	-	1
Morocco	-	5
Occupied Palestinian Territory	-	9
Oman	-	27
Qatar	-	8
Saudi Arabia	-	81
Syria	-	50
Tunisia	-	4
Turkey	55	296
United Arab Emirates	-	6
Yemen	-	22
<b>Total</b>	<b>67</b>	<b>849</b>
<b>AFRICA</b>		
Ghana	-	1
Madagascar	-	3
Mauritius	-	8
Mozambique	-	2
Namibia	-	1
Sao Tome & Principe	-	2
South Africa	-	92
Sudan	-	1
Tanzania	-	1

<b>Total</b>	-	<b>111</b>
<b>NORTH AMERICA</b>		
Canada	-	357
Mexico	-	671
USA	-	1817
<b>Total</b>	-	<b>2845</b>
<b>CENTRAL AMERICA &amp; CARIBBEAN</b>		
Bahamas	-	4
Barbados	-	3
Cayman Islands	-	1
Costa Rica	1	41
Cuba	-	27
Dominican Republic	-	23
El Salvador	1	30
Guatemala	-	18
Honduras	-	16
Jamaica	-	6
Nicaragua	-	11
Panama	-	11
Saint Kitts and Nevis	-	1
Saint Lucia	-	1
Suriname	-	2
Trinidad-Tobago	-	5
<b>Total</b>	<b>2</b>	<b>200</b>
<b>SOUTH AMERICA</b>		
Argentina	-	613
Bolivia	-	58
Brazil	-	1528
Chile	-	150
Colombia	20	183
Ecuador	-	88
Paraguay	-	52
Peru	-	200
Uruguay	-	33
Venezuela	-	115
<b>Total</b>	<b>20</b>	<b>3020</b>
<b>NORTH-EAST &amp; SOUTH ASIA</b>		
Afghanistan	-	16
Bangladesh	-	6
China (Mainland)	-	270

Hong Kong SAR China	-	44
<b>India</b>	<b>6</b>	<b>627</b>
Japan	-	65
Macao SAR China	-	2
Maldives	-	1
Mongolia	-	24
Pakistan	-	1
South Korea	-	117
Sri Lanka	-	5
<b>Taiwan</b>	<b>1</b>	<b>33</b>
<b>Total</b>	<b>7</b>	<b>1211</b>
<b>SOUTH-EAST ASIA</b>		
Brunei Darussalam	-	1
Cambodia	-	5
Indonesia	-	10
Laos Peoples Democratic Republic	-	1
Malaysia	-	77
Philippines	-	30
Singapore	-	19
Thailand	-	187
Vietnam	-	44
<b>Total</b>	<b>-</b>	<b>374</b>
<b>AUSTRALIA &amp; PACIFIC</b>		
<b>Australia</b>	<b>1</b>	<b>191</b>
Cook Islands	-	1
Marshall Islands	-	1
New Zealand	-	20
Samoa	-	2
Solomon Islands	-	1
Tonga	-	1
<b>Total</b>	<b>1</b>	<b>217</b>
<b>TOTAL</b>	<b>103</b>	<b>10 074</b>

<sup>a</sup> Deaths reported from France include 1 in Guyana, 9 in New Caledonia, 7 in the French Polynesia, 7 in the Reunion, 1 in Martinique, 2 in Mayotte, 5 in Guadeloupe and 118 in mainland France.

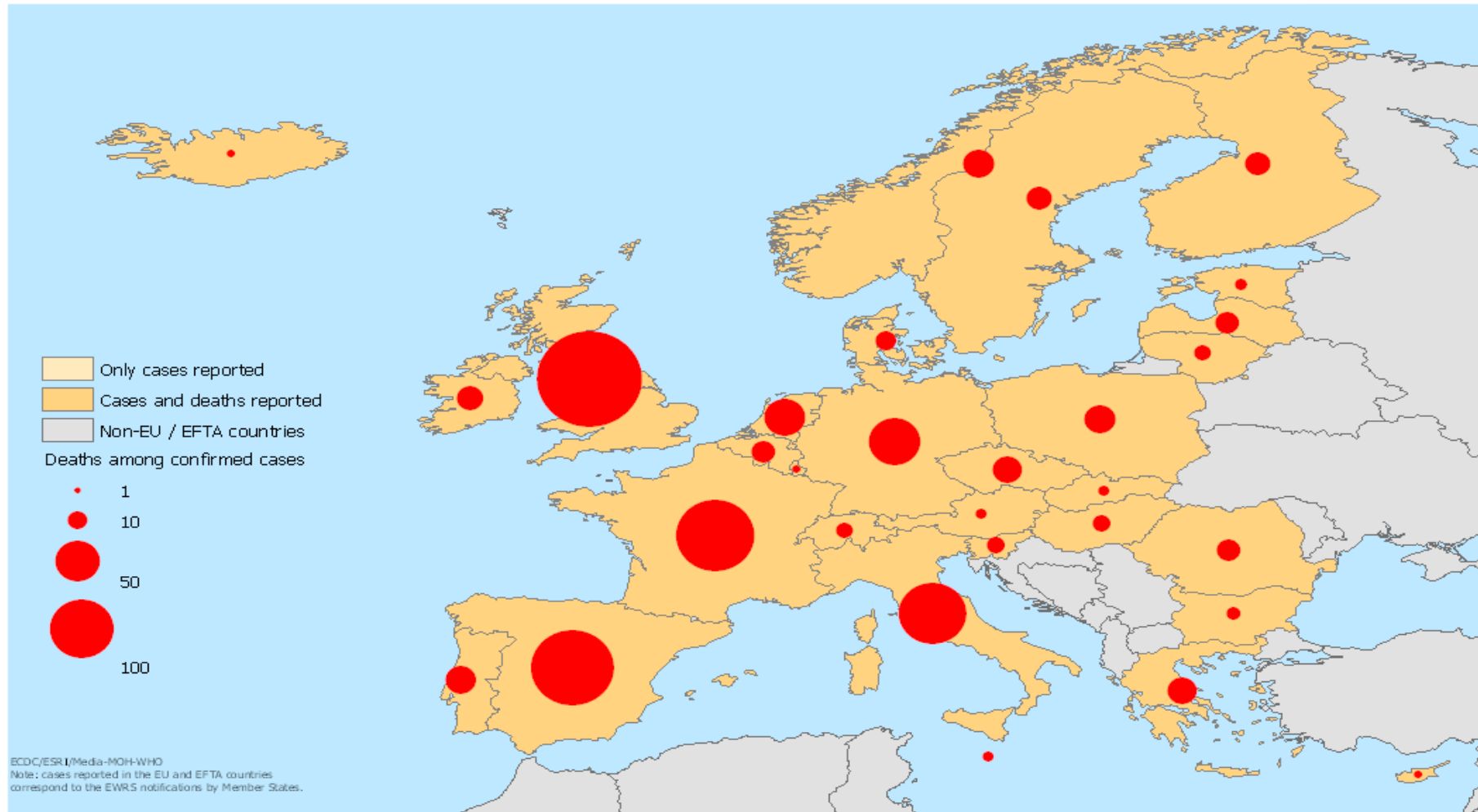
**Figure 1: Number of confirmed deaths among pandemic (H1N1) 2009 influenza cases by week of notification. EU and EFTA countries (upper panel, week 25 to week 49, 2009) and world (lower panel<sup>a</sup>, week 18 to week 49, 2009).**



Notification week

<sup>a</sup> The apparent increase in the number of deaths in week 43 is due to the aggregate reporting of fatal cases from Brazil from weeks 37 to 40 and to our batch report of US fatal cases since August 1<sup>st</sup>.

### Reported cumulative number of confirmed fatal cases of influenza A(H1N1)v in EU and EFTA countries, as of 09 December 2009, 9.00 CEST



**Reported cumulative number of confirmed fatal cases of influenza A(H1N1)v and country reporting status by country, as of 08 December 2009, 16.00 CEST**

