

ECDC DAILY UPDATE

2009 influenza A (H1N1) pandemic

21 December 2009
9.00 CEST

Main developments in the past 72 hours

- Modified schedules for ECDC Daily Update and WISO for Holiday period are announced.
- Weekly influenza surveillance overview (WISO) for period Dec 7th to 13th: most countries are now witnessing medium influenza intensity in the community with only a few reporting high to very high levels. In the majority of countries, activity is however still widespread. Nineteen countries reported decreasing rates of influenza-like illness or acute respiratory infection for at least the last two weeks.
- A total of 1 652 fatal cases in Europe and EFTA countries and 10 388 in the rest of the world have been reported up to date.
- EpiSouth update: countries in the region still showing varying trends – some are reporting increasing activity while others report stable or decreasing trends.

This report is based on official information provided by national public health websites or through other official communication channels. Reported number of confirmed 2009 pandemic influenza A (H1N1) cases admitted to hospitals and intensive care, by country, as of 21 December 2009, 9.00 CEST in EU and EFTA countries are in Table 1. An update on the number of confirmed fatal cases for the world and Europe is presented in Table 2.

ECDC Holiday Period Schedule

During the Holiday Period (24 December, 2009 to 3 January, 2010) and the following week (4-8 January, 2010), ECDC will follow a modified weekday publication schedule for the regular ECDC 2009 influenza A (H1N1) pandemic newsletters. No newsletters will be produced on the Friday 25th of December (Christmas Day) or Wednesday the 6th of January (Epiphany), which are ECDC and Public Holidays in Sweden.

During the above mentioned period, the ECDC Daily Update will be published during the regular weekdays and on the 31st of December (New Years Eve), but released at 14:00 in the afternoon (2 pm) instead of the regular time of 9:00 in the morning.

The ECDC Weekly Influenza Surveillance Overview (WISO) will be produced on Thursday the 24th of December. The next WISO is scheduled for Friday the 8th of January. An additional WISO will be produced on either the 31st of December (New Years Eve) or Tuesday the 5th of January. The New Years Eve WISO issue is produced only if major changes in the situation are detected. Otherwise it will be postponed to be released on the 5th of January, 2010.

The regular schedule for the ECDC 2009 influenza A (H1N1) pandemic newsletters will resume on Monday the 11th of January, 2010.

Epidemiologic update

Weekly Influenza Surveillance Overview and Officially Reported Deaths in the EU

The Weekly Influenza Surveillance Overview which presents data from the European Influenza Surveillance Network (EISN) was published on December 18th covering the period December 7th to 13th. Most countries are witnessing medium influenza intensity with only five reporting high to very high levels. In the majority of countries, activity is however still widespread. Nineteen countries reported decreasing rates of influenza-like illness or acute respiratory infection for at least the last two weeks and the proportion of sentinel respiratory specimens positive for pandemic influenza continued to decline. The 2009 pandemic influenza A(H1N1) virus strain still accounts for 99% of all subtyped viruses in sentinel patients. Oseltamivir resistance was found in only one percent of pandemic influenza viruses tested in the countries reporting to EISN. Sentinel and non-sentinel specimens have been tested for respiratory syncytial virus (RSV) in 11 countries reporting to EISN. Overall RSV detections are increasing as expected at this time of the year and countries should be on the alert for this virus.

More details of the EISN and Community Network Reference Laboratory are available here:

http://www.ecdc.europa.eu/en/activities/surveillance/EISN/Pages/EISN_Bulletin.aspx

All 27 EU and 4 EFTA countries are reporting cases of pandemic (H1N1) 2009 influenza. A total of 1 652 deaths have been reported since April 2009 (Table 2). Since week 41 the numbers of deaths each has shown a steady increase almost doubling every fortnight over the last six weeks. While the most deaths have to date been in Western Europe there are increasing numbers of deaths being reported from Central and Eastern Europe. The reported cumulative fatal pandemic (H1N1) cases in the world have now passed 10 000 cases (Table 2). However, because of lack of laboratory confirmation and underreporting among other factors, this is likely to be a gross underestimation of the true number of fatalities associated with the pandemic. Available updates on hospital admissions, per Member State, can be found in Table 1.

EpiSouth update

Updates on the pandemic situations in the Mediterranean and Balkans region are provided by EpiSouth. The EpiSouth project aims to create a framework of collaboration on epidemiological issues in order to improve communicable diseases surveillance, communication and training across the countries of the Mediterranean and the Balkans. As per June 2009, the EpiSouth Network counts 26 Countries (9 EU and 17 non-EU).

As of 14 December 2009, a total of 1 313 deaths among biologically confirmed 2009 pandemic influenza A(H1N1) cases have been reported in the EpiSouth region (Mediterranean and the Balkans). 354 new 2009 pandemic influenza A(H1N1) related deaths were reported since 07 December 2009 (by more than 2/3 of EpiSouth countries): 16 in Algeria, 4 in Bosnia and Herzegovina, 3 in Croatia, 17 in Egypt, 1 in FYROM, 1 in Israel, 1 in Montenegro, 18 in Morocco, 7 in Palestine, 11 in Serbia, 53 in Syria, 6 in Tunisia and 115 in Turkey.

In week 49, influenza activity was

- increasing in Algeria,
- high and increasing in Serbia and Tunisia,
- high and stable in Albania and Turkey,
- medium and decreasing in Croatia and Israel

For more details please refer to the EpiSouth Bulletin:

<http://www.episouth.org/cgi-bin/searchbull?TEMP= 2&QUART=20094>

EPISOUTH is funded by the European Commission (DG Sanco) and the Italian Ministry of Health, and supported by the EC EuropeAid and DG Enlargement through the TAIEX facility and by the participating public health institutes and ministries of health. EpiSouth coordination is at the Italian Institute of Public Health.

More about EpiSouth at www.episouth.org

Table 1. Reported number of confirmed 2009 pandemic influenza A(H1N1) cases admitted to hospitals and intensive care, by country, as of 21 December 2009, 9.00 CEST in EU and EFTA countries.

Country (date of report)	Number of cases currently hospitalised	Cumulative number of cases admitted in hospitals	Number of cases currently in intensive care	Cumulative number of cases admitted to intensive care
Austria (17.12.)	172	-	-	-
Belgium (17.12.)	-	-	-	-
Bulgaria (13.12)	-	-	-	-
Cyprus(23.11)	-	-	-	6
Czech Republic (16.12.)	-	-	-	-
Denmark (16.12.)	-	-	-	-
Estonia (16.12.)	-	-	-	-
Finland (17.12.)	13	-	9	-
France (18.12.)	-	-	211	890
Germany (11.12.)	-	-	-	-
Greece (16.12.)	-	-	-	-
Hungary (13.12.)	-	-	-	-
Iceland (10.12.)	3	180	1	20
Ireland (16.12.)	152	1015	9	84
Italy (18.12.)	-	832	-	448
Latvia (17.12.)	-	-	-	-
Liechtenstein (17.12.)	-	-	-	-
Lithuania (30.11.)	-	-	-	-
Luxembourg (16.11.)	-	-	0	0
Malta (04.09.)	-	46	-	1
Netherlands (18.12.)	50	2124	4	203
Norway (14.12.)	14	1298	5	170
Poland (15.12.)	-	-	-	-
Portugal (13.12.)	133	-	25	-
Romania (20.12.)	-	-	-	-
Slovakia (02.12.)	38	81	8	31
Slovenia (17.12.)	76	-	-	-
Spain (17.12.)	-	-	-	-
Sweden (17.12.)	18	1169	-	-
Switzerland (17.12.)	23	345	-	66
United Kingdom* (17.12.)	523	-	113	-

Note: Data for the EU and EFTA countries correspond to the Ministry of Health or surveillance centre websites. New updates with changes in figures are highlighted in gray. (-) denotes no information readily available in official sources.

* Data includes information for England only. Other cumulative hospitalisations are: Scotland (1423), Wales (433) and Northern Ireland (573).

Table 2. Reported number of new and cumulative confirmed fatal 2009 pandemic influenza A(H1N1) cases in EU and EFTA countries, as 21 December 2009, 9.00 CEST, and in the rest of the world by country, as of 20 December 2009, 16.00 CEST.

Country	Number of new fatal cases since previous national update	Cumulative number of fatal cases
EU and EFTA countries		
Austria	-	3
Belgium	-	17
Bulgaria	-	35
Cyprus	-	3
Czech Republic	-	38
Denmark	-	21
Estonia	-	7
Finland	-	36
France	14	196*
Germany	-	119
Greece	-	51
Hungary	-	36
Iceland	-	2
Ireland	-	22
Italy	29	178
Latvia	-	17
Lithuania	1	14
Luxembourg	-	2
Malta	-	3
Netherlands	1	51
Norway	-	29
Poland	30	97
Portugal	-	46
Romania	3	32
Slovakia	4	25
Slovenia	-	13
Spain	-	232
Sweden	-	20
Switzerland	-	9
United Kingdom	-	298
Total	82	1652
Other European countries and central Asia		
Albania	2	5
Armenia	-	2
Belarus	-	20
Bosnia and Herzegovina	-	7
Croatia	-	22
Former Yugoslav Republic of Macedonia	-	14
Georgia	-	5
Kosovo	-	10
Moldova	-	16
Montenegro	-	2
Russia	-	19
Serbia	1	38
Ukraine	-	202
Total	3	362
Mediterranean and Middle-East		
Algeria	8	32
Bahrain	-	7
Egypt	12	80
Iran	-	147
Iraq	3	37
Israel	-	69
Jordan	-	16
Kuwait	-	27

Country	Number of new fatal cases since previous national update	Cumulative number of fatal cases
Lebanon	-	3
Libya	-	1
Morocco	9	33
Occupied Palestinian Territory	-	17
Oman	-	30
Qatar	-	8
Saudi Arabia	-	97
Syria	-	103
Tunisia	3	9
Turkey	-	415
United Arab Emirates	-	6
Yemen	-	25
Total	35	1162
Africa		
Ghana	-	1
Madagascar	-	3
Mauritius	-	8
Mozambique	-	2
Namibia	-	1
Sao Tome & Principe	-	2
South Africa	-	92
Sudan	-	1
Tanzania	-	1
Total	-	111
North America		
Canada	7	397
Mexico	10	780
USA	-	2038
Total	17	3215
Central America and Caribbean		
Bahamas	-	4
Barbados	-	3
Cayman Islands	-	1
Costa Rica	6	47
Cuba	-	32
Dominican Republic	-	23
El Salvador	-	31
Guatemala	-	18
Honduras	-	16
Jamaica	-	6
Nicaragua	-	11
Panama	-	11
Saint Kitts and Nevis	-	2
Saint Lucia	-	1
Suriname	-	2
Trinidad-Tobago	-	5
Total	6	213
South America		
Argentina	1	617
Bolivia	-	58
Brazil	-	1632
Chile	-	150
Colombia	-	190
Ecuador	-	96
Paraguay	-	52
Peru	-	203
Uruguay	-	33
Venezuela	-	116
Total	1	3147
North-East and South Asia		

Country	Number of new fatal cases since previous national update	Cumulative number of fatal cases
Afghanistan	-	17
Bangladesh	-	6
China (Mainland)	-	442
Hong Kong SAR China	-	45
India	18	777
Japan	-	73
Macao SAR China	-	2
Maldives	-	1
Mongolia	-	26
Pakistan	-	1
South Korea	-	132
Sri Lanka	-	23
Taiwan	-	35
Total	18	1580
South-East Asia		
Brunei Darussalam	-	1
Cambodia	1	6
Indonesia	-	10
Laos Peoples Democratic Republic	-	1
Malaysia	-	77
Philippines	-	30
Singapore	-	19
Thailand	-	190
Vietnam	-	47
Total	1	381
Australia and Pacific		
Australia	-	191
Cook Islands	-	1
Marshall Islands	-	1
New Zealand	-	20
Samoa	-	2
Solomon Islands	-	1
Tonga	-	1
Total	-	217
TOTAL	163	12040

* Deaths reported from France include 1 in Guyana, 9 in New Caledonia, 7 in the French Polynesia, 7 in La Réunion, 1 in Martinique, 2 in Mayotte, 5 in Guadeloupe and 164 in mainland France.

Figure 1. Number of confirmed deaths among 2009 pandemic influenza A (H1N1) cases by week of notification in EU and EFTA countries

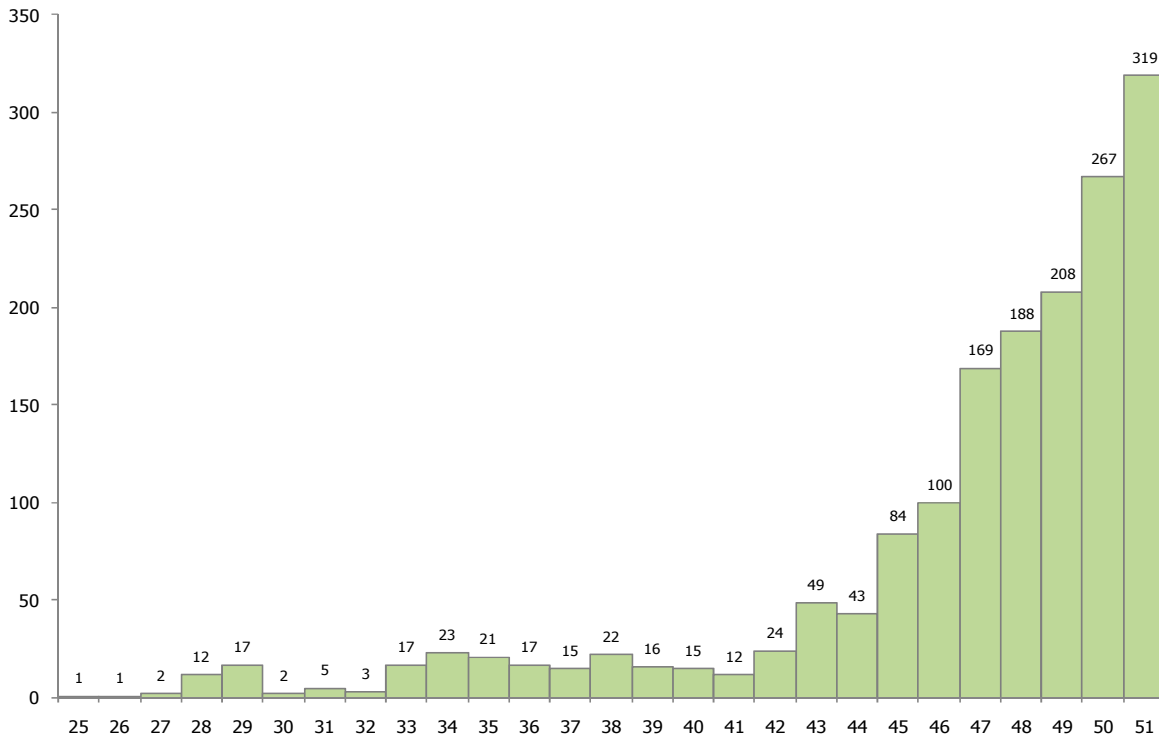
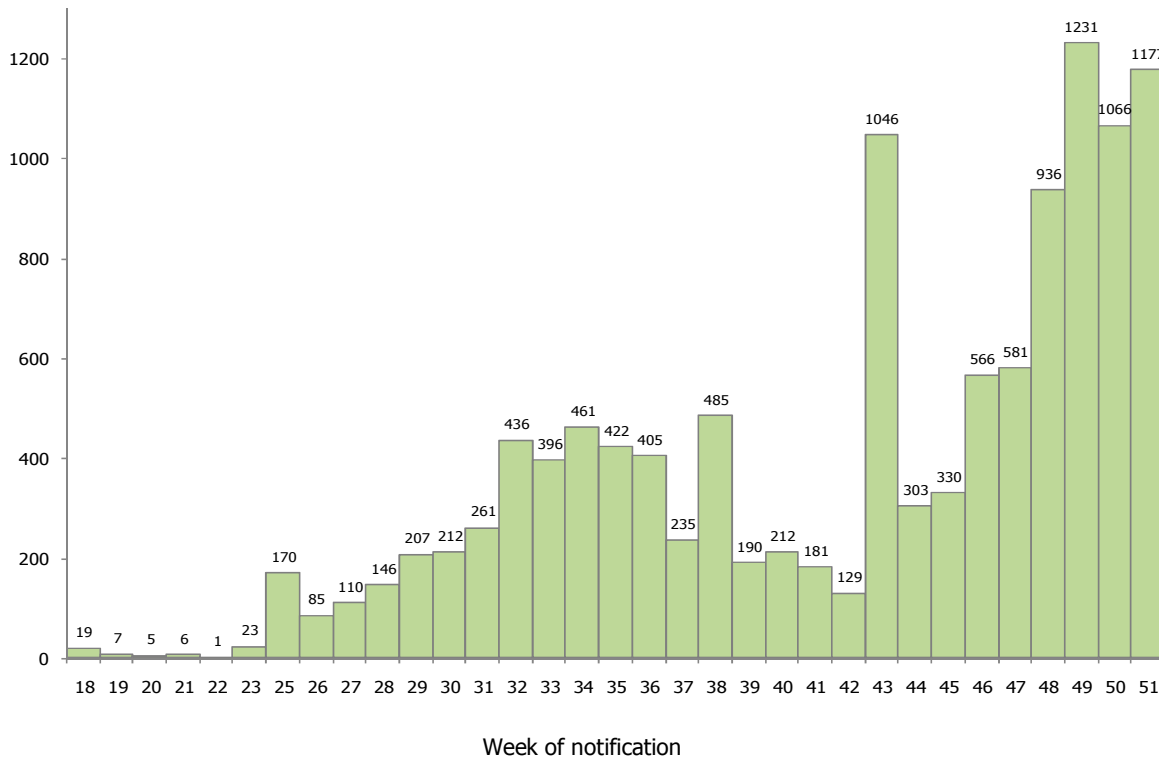


Figure 2. Number of confirmed deaths among 2009 pandemic influenza A(H1N1) 2009 influenza cases by week of notification in the rest of the world*.



* The apparent increase in the number of deaths in week 43 is due to the aggregate reporting of fatal cases from Brazil from weeks 37 to 40 and to our batch report of US fatal cases since 1 August 2009.

Figure 3. Reported cumulative number of confirmed fatal cases of 2009 pandemic influenza A (H1N1) in EU and EFTA countries, as of 21 December 2009, 9.00 CEST, 9.00 CEST

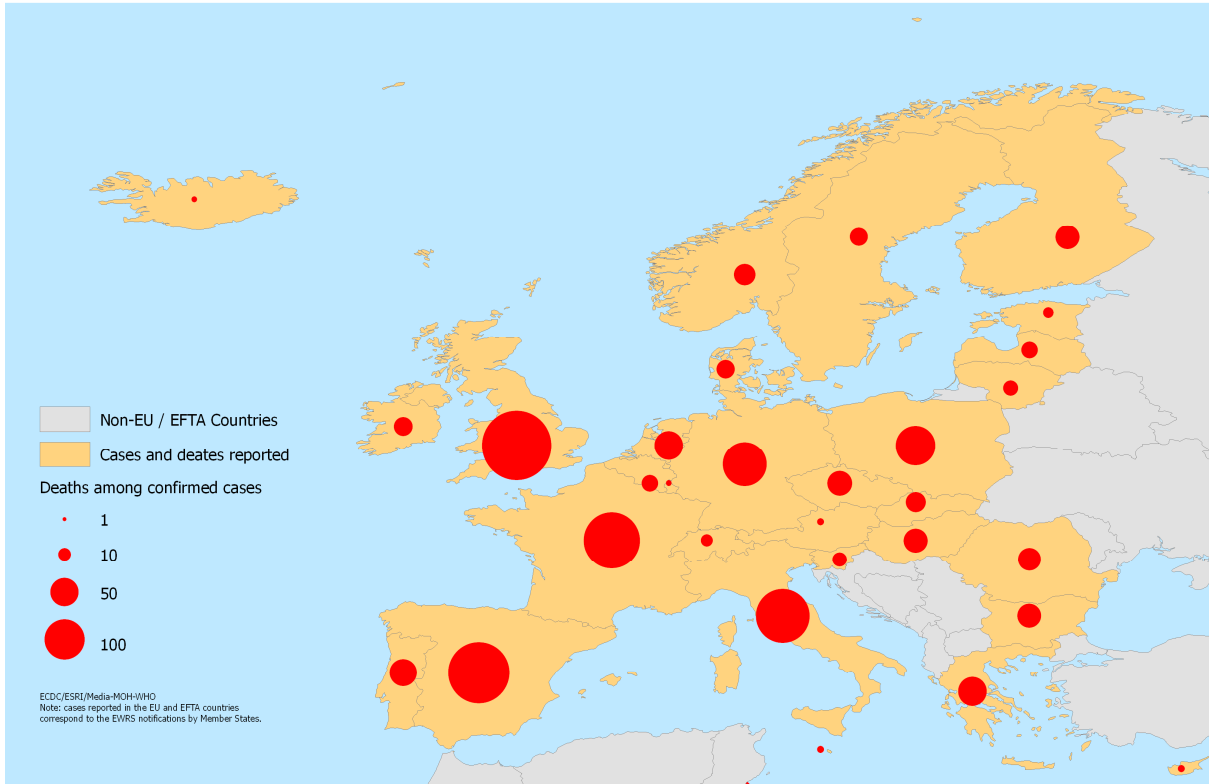


Figure 4. Reported cumulative number of confirmed fatal cases of 2009 pandemic influenza A (H1N1) and country status, by country, as of 20 December 2009, 9.00 CEST, 16.00 CEST

