

# Tuberculosis surveillance and monitoring in Europe 2015

## Italy

Total population at 1 January 2013 by EUROSTAT: 59 685 227

### Tuberculosis case notifications, 2013

Total number of cases	3 153
Notification rate per 100 000	5.3
New* & relapses	3 019
New* & relapses notification rate per 100 000	5.1
Pulmonary	2 448 (77.6%)
of which smear-positive	782 (31.9%)
of which laboratory confirmed	594 (24.3%)
Laboratory-confirmed TB cases	2 381 (75.5%)
Mean age of new native TB cases	56.1 years
Mean age of new foreign TB cases	36.3 years
Foreign origin of all TB cases	1 973 (62.6%)
New (not previously treated)	3 019 (95.8%)

\* Cases with unknown previous treatment included as new cases.

### Drug resistance surveillance & TB-HIV co-infection, 2013

Completeness of DRS data*	Yes
Completeness of HIV data**	-
Case-linked data reporting	No
Cases with DST results	2 350 (98.7%)
Estimated MDR N, (best-low-high)	73-38-110
Pulmonary MDR cases	-
of which XDR cases	-
All MDR cases	78 (3.3%)
of which XDR cases	7 (9.0%)
TB cases tested for HIV	-
HIV-positive TB cases	-
of these on antiretroviral therapy	-

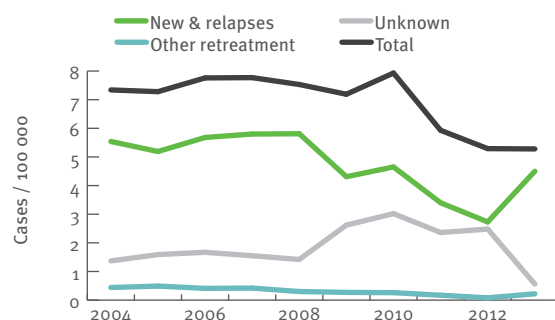
\* National coverage 100% or culturing 90%, C+/All TB cases 50%, DST done for C+ 75%, EQA 95%

\*\* More than 50% of TB cases tested for HIV.

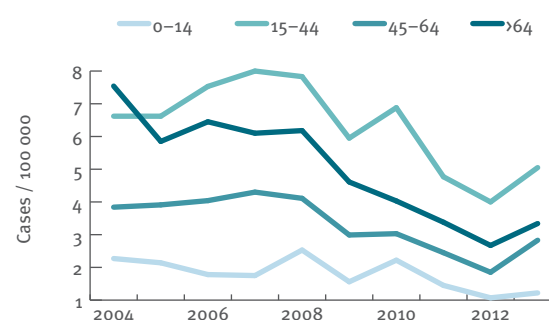
### Treatment outcome monitoring

Data not available

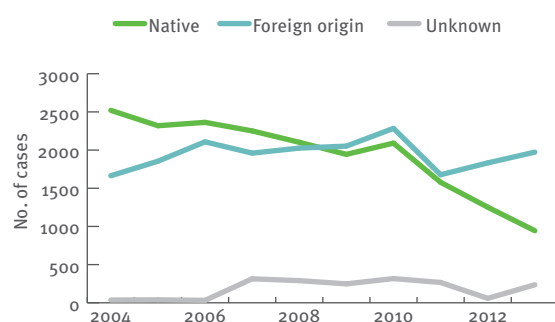
### Tuberculosis notification rates by treatment history, 2004–2013



### New TB cases and relapses - notification rates by age group, 2004–2013



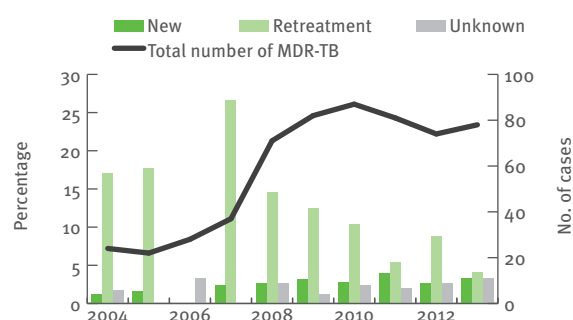
### Tuberculosis cases by geographical origin, 2004–2013



### TB-HIV co-infection, 2006–2013

Data not available

### MDR TB cases by previous treatment history, 2004–2013



### Treatment outcome, new pulmonary culture-positive cases, 2003–2012

Data not available