

# Tuberculosis surveillance and monitoring in Europe 2016

## Czech Republic

Total population on 1 January 2014 by EUROSTAT: 10512419

### Tuberculosis case notifications, 2014

Total number of cases	514
Notification rate per 100 000	4.9
New* & relapses	474
New* & relapses notification rate per 100 000	4.5
Pulmonary	441 (85.8%)
of which microscopy-positive	193 (43.8%)
of which laboratory confirmed	331 (75.1%)
Laboratory-confirmed TB cases	367 (71.4%)
Mean age of new native TB cases	57.3 years
Mean age of new foreign TB cases	39.0 years
Foreign origin of all TB cases	96 (18.7%)
New (not previously treated)	474 (92.2%)

\* Cases with unknown previous treatment included in new cases.

### Drug resistance surveillance & TB-HIV co-infection, 2014

Completeness of DRS data*	Yes
Completeness of HIV data**	No
Case-linked data reporting	Yes
Cases with DST results	341 (92.9%)
Estimated MDR N, (best-low-high)	0-0
Pulmonary MDR cases	5 (1.5%)
of which XDR cases	0 (0.0%)
Notified MDR	5 (1.5%)
of which XDR cases	0 (0.0%)
TB cases tested for HIV	146 (28.4%)
HIV-positive TB cases	3 (2.1%)
of these on antiretroviral therapy	-

\* National coverage 100% or culturing 90%, C+/All TB cases 50%, DST done for C+ 75%, EQA 95%.

\*\* More than 50% of TB cases tested for HIV.

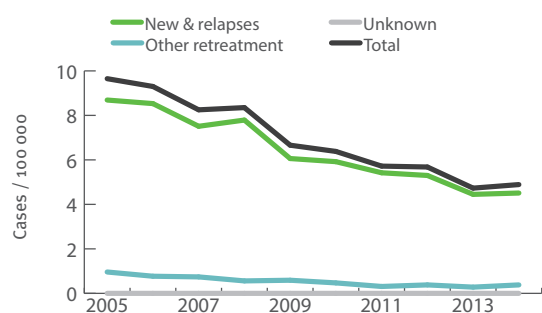
### Treatment outcome monitoring

Geographical coverage	National	
Outcome cohort	New culture positive pulmonary TB cases notified in 2013*	All MDR TB cases notified in 2012**
Case-linked data reporting	Yes	
Cases notified	308	4
Success	207 (67.2%)	1 (25.0%)
Died	70 (22.7%)	1 (25.0%)
Failed	0 (0.0%)	0 (0.0%)
Lost to follow-up	21 (6.8%)	1 (25.0%)
Still on treatment	6 (1.9%)	1 (25.0%)
Not evaluated	4 (1.3%)	0 (0.0%)

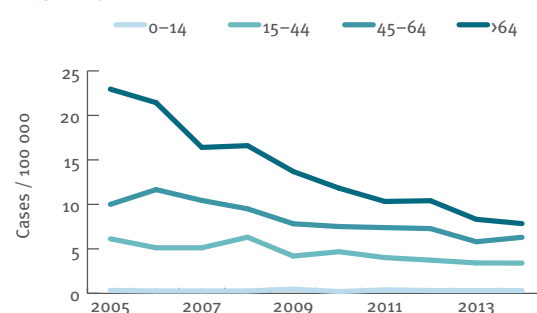
\* Treatment outcome as presented is treatment outcome after 12 months.

\*\* Treatment outcome as presented is treatment outcome after 24 months.

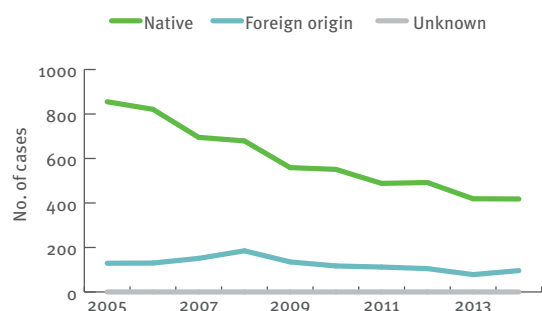
### Tuberculosis notification rates by treatment history, 2005–2014



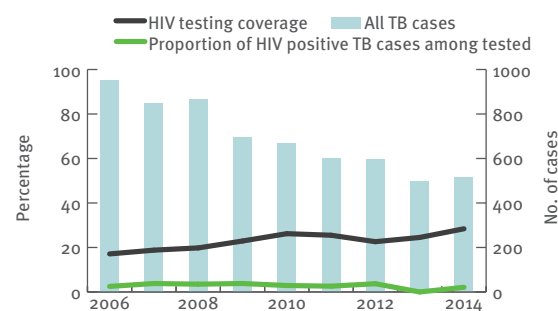
### New and relapsed TB cases – notification rates by age group, 2005–2014



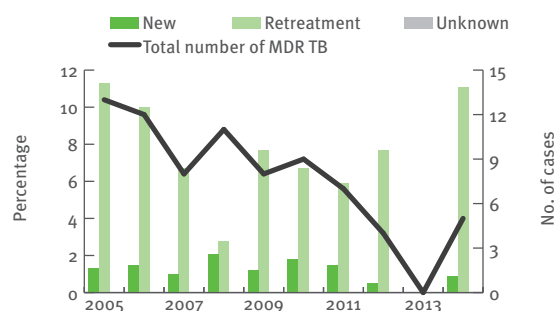
### Tuberculosis cases by geographical origin, 2005–2014



### TB-HIV co-infection, 2006–2014



### MDR TB cases by previous treatment history, 2005–2014



### Treatment outcome, new culture-confirmed pulmonary TB cases, 2004–2013

