

Tuberculosis surveillance and monitoring in Europe 2017

Armenia

Population estimate 2015 by UN Statistical Database: 3017712

Tuberculosis case notifications, 2015

Total number of cases	1104
Notification rate per 100 000	36.6
New* & relapses	1090
New* & relapses notification rate per 100 000	36.1
Pulmonary	790 (71.6%)
of which smear positive	-
of which laboratory confirmed	357 (45.2%)
Laboratory-confirmed TB cases	-
Mean age of new and relapse TB cases	43.0 years
Mean age of new foreign TB cases	years
Foreign origin of all TB cases	1 (0.1%)
New (not previously treated)	842 (76.3%)

* Cases with unknown previous treatment included in new cases.

Drug resistance surveillance & TB-HIV co-infection, 2015

Completeness of DRS data*	Yes
Completeness of HIV data**	Yes
Case-linked data reporting	Yes
Cases with DST results	341 (95.5%)
Estimated MDR N, (best-low-high)	150-130-180
Pulmonary MDR TB cases notified	89 (24.9%)
of which XDR TB cases	8 (9.0%)
TB cases tested for HIV	1090 (100.0%)
HIV-positive TB cases	99 (9.1%)
of these on antiretroviral therapy	99 (100.0%)

* National coverage 100% or culturing 90%, C+/All TB cases 50%, DST done for C+ 75%, EQA 95%.

** More than 50% of TB cases tested for HIV.

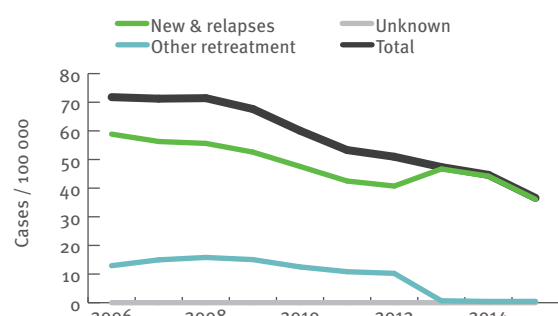
Treatment outcome monitoring

Geographical coverage	National	
Outcome cohort	New and relapsed TB cases notified in 2014*	All MDR TB cases enrolled into MDR treatment in 2013**
Case-linked data reporting	Yes	
Cases notified	1228	104
Success	959 (78.1%)	45 (43.3%)
Died	69 (5.6%)	6 (5.8%)
Failed	13 (1.1%)	12 (11.5%)
Lost to follow-up	169 (13.8%)	30 (28.8%)
Not evaluated	18 (1.5%)	11 (10.6%)

* Treatment outcome as presented is treatment outcome after 12 months.

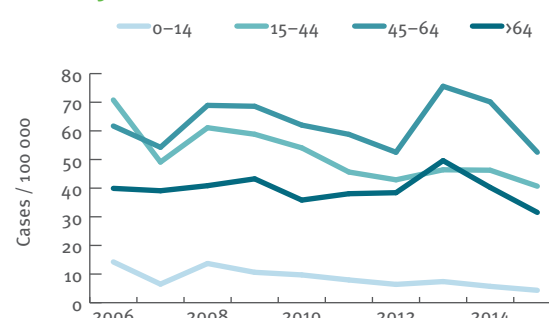
** Treatment outcome as presented is treatment outcome after 24 months.

Tuberculosis notification rates by treatment history, 2006–2015*



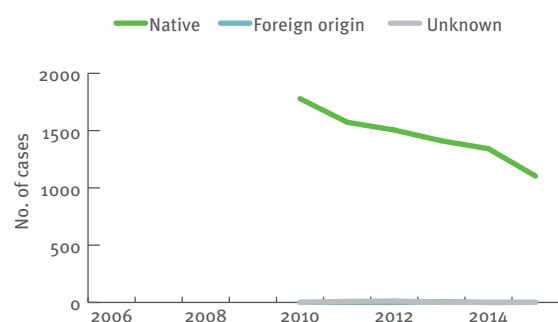
* Starting from 2013 onward cases with unknown history are included in new and relapses.

New and relapsed TB cases – notification rates by age group, 2006–2015*

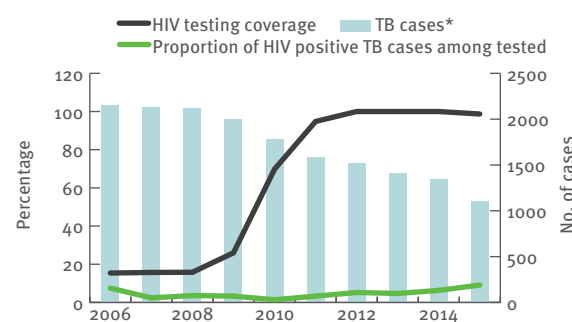


* Data up to 2012 includes new TB cases only.

Tuberculosis cases by geographical origin, 2006–2015

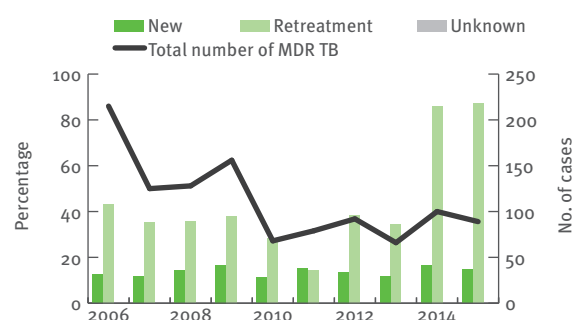


TB-HIV co-infection, 2006–2015



* Since 2015 data on HIV detection are collected for new TB cases and relapses.

MDR TB cases by previous treatment history, 2006–2015



Treatment outcome, new and relapsed TB cases, 2005–2014*

