

Tuberculosis surveillance and monitoring in Europe 2017

Belgium

Total population at 10th August 2016 by EUROSTAT: 11258434

Tuberculosis case notifications, 2015

Total number of cases	988
Notification rate per 100 000	8.8
New* & relapses	928
New* & relapses notification rate per 100 000	8.2
Pulmonary	700 (70.9%)
of which microscopy-positive	349 (49.9%)
of which laboratory confirmed	568 (81.1%)
Laboratory-confirmed TB cases	775 (78.4%)
Mean age of new native TB cases	44.4 years
Mean age of new foreign TB cases	34.8 years
Foreign origin of all TB cases	519 (52.5%)
New (not previously treated)	736 (74.5%)

Drug resistance surveillance & TB-HIV co-infection, 2015

Completeness of DRS data*	Yes
Completeness of HIV data**	No
Case-linked data reporting	Yes
Cases with DST results	745 (96.1%)
Estimated MDR N, (best–low–high)	16–6–26
Pulmonary MDR TB cases notified	13 (2.4%)
of which XDR TB cases	2 (18.2%)
Notified MDR TB	15 (2.0%)
of which XDR TB cases	2 (15.4%)
TB cases tested for HIV	436 (44.1%)
HIV-positive TB cases	31 (7.1%)
of these on antiretroviral therapy	–

Treatment outcome monitoring

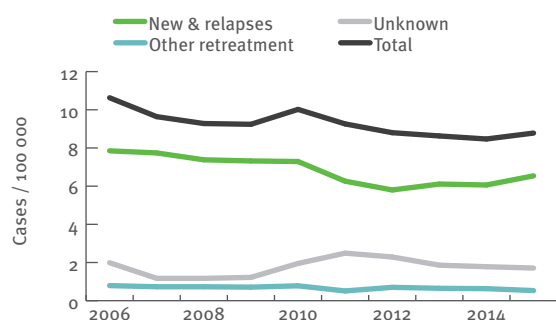
Geographical coverage	National	
Outcome cohort	New culture positive pulmonary TB cases notified in 2014*	All MDR TB cases notified in 2013**
Case-linked data reporting	Yes	
Cases notified	399	13
Success	318 (79.7%)	10 (76.9%)
Died	25 (6.3%)	1 (7.7%)
Failed	0 (0.0%)	0 (0.0%)
Lost to follow-up	24 (6.0%)	0 (0.0%)
Still on treatment	17 (4.3%)	1 (7.7%)
Not evaluated	15 (3.8%)	1 (7.7%)

* Cases with unknown previous treatment included in new cases.

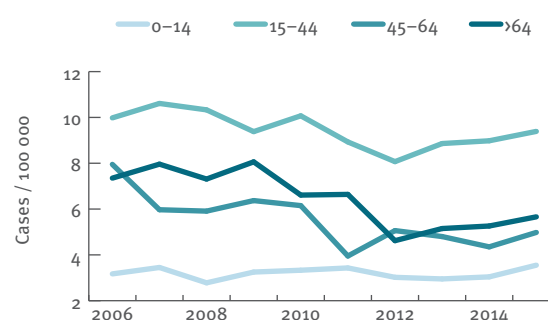
* National coverage 100% or culturing 90%, C+/All TB cases 50%, DST done for C+ 75%, EQA 95%.
** More than 50% of TB cases tested for HIV.

* Treatment outcome as presented is treatment outcome after 12 months.
** Treatment outcome as presented is treatment outcome after 24 months.

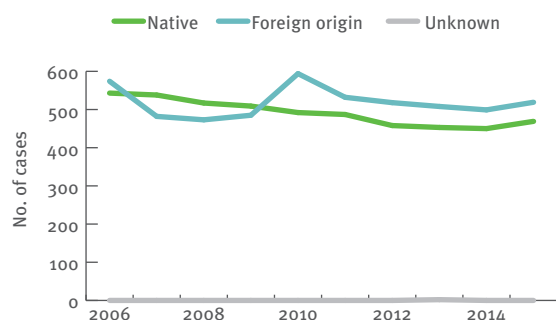
Tuberculosis notification rates by treatment history, 2006–2015



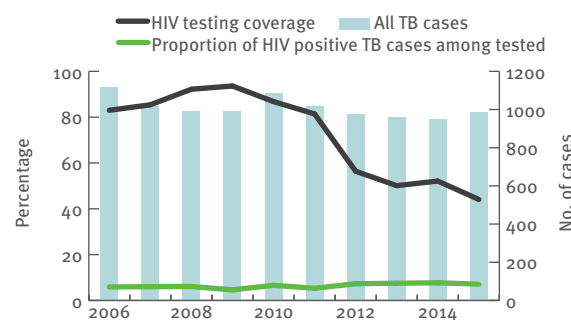
New and relapsed TB cases – notification rates by age group, 2006–2015



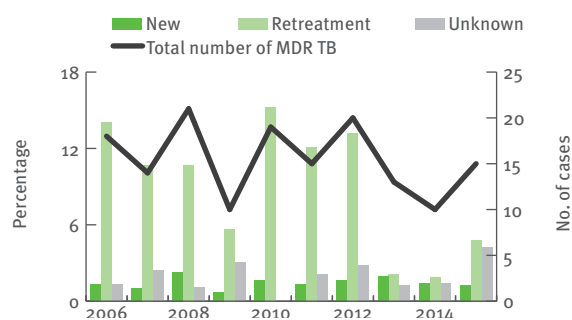
Tuberculosis cases by geographical origin, 2006–2015



TB-HIV co-infection, 2006–2015



MDR TB cases by previous treatment history, 2006–2015



Treatment outcome, new culture-confirmed pulmonary TB cases, 2005–2014

