

Tuberculosis surveillance and monitoring in Europe 2017

Bosnia and Herzegovina

Population estimate 2015 by UN Statistical Database: 3810416

Tuberculosis case notifications, 2015

Total number of cases	1095
Notification rate per 100 000	28.7
New* & relapses	1092
New* & relapses notification rate per 100 000	28.7
Pulmonary	874 (79.8%)
of which smear positive	-
of which laboratory confirmed	678 (77.6%)
Laboratory-confirmed TB cases	-
Mean age of new and relapse TB cases	52.3 years
Mean age of new foreign TB cases	years
Foreign origin of all TB cases	0 (0.0%)
New (not previously treated)	984 (89.9%)

* Cases with unknown previous treatment included in new cases.

Drug resistance surveillance & TB-HIV co-infection, 2015

Completeness of DRS data*	Yes
Completeness of HIV data**	No
Case-linked data reporting	Yes
Cases with DST results	635 (93.7%)
Estimated MDR N, (best–low–high)	6–0–12
Pulmonary MDR TB cases notified	2 (0.3%)
of which XDR TB cases	-
TB cases tested for HIV	209 (19.1%)
HIV-positive TB cases	0 (0.0%)
of these on antiretroviral therapy	-

* National coverage 100% or culturing 90%, C+/All TB cases 50%, DST done for C+ 75%, EQA 95%.

** More than 50% of TB cases tested for HIV.

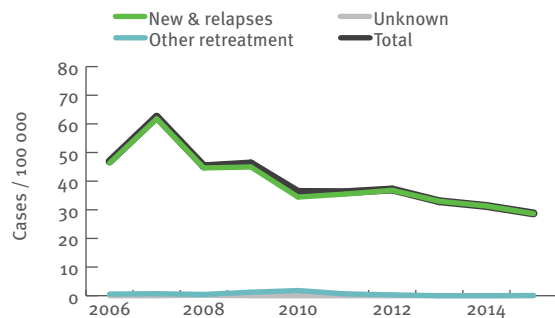
Treatment outcome monitoring

Geographical coverage	National	
Outcome cohort	New and relapsed TB cases notified in 2014*	All MDR TB cases enrolled into MDR treatment in 2013**
Case-linked data reporting	Yes	
Cases notified	1196	1
Success	923 (77.2%)	1 (100.0%)
Died	113 (9.4%)	0 (0.0%)
Failed	25 (2.1%)	0 (0.0%)
Lost to follow-up	23 (1.9%)	0 (0.0%)
Not evaluated	112 (9.4%)	0 (0.0%)

* Treatment outcome as presented is treatment outcome after 12 months.

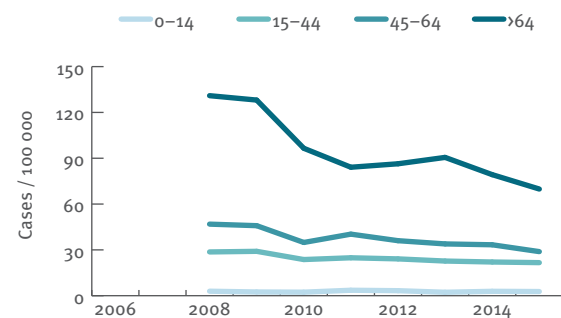
** Treatment outcome as presented is treatment outcome after 24 months.

Tuberculosis notification rates by treatment history, 2006–2015*



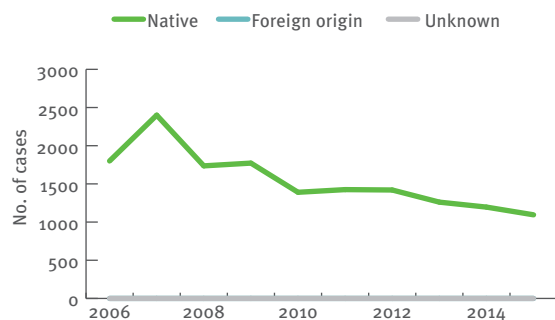
* Starting from 2013 onward cases with unknown history are included in new and relapses.

New and relapsed TB cases – notification rates by age group, 2006–2015*

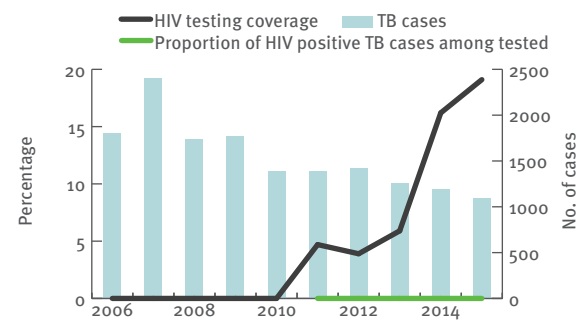


* Data up to 2012 includes new TB cases only.

Tuberculosis cases by geographical origin, 2006–2015

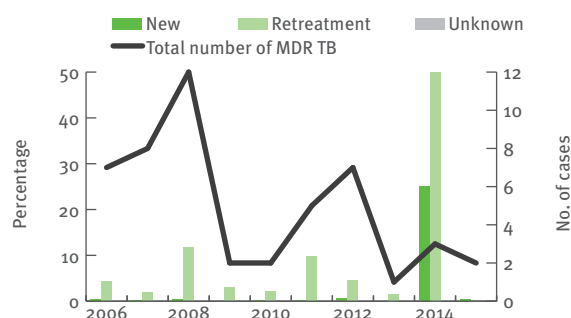


TB-HIV co-infection, 2006–2015



* Since 2015 data on HIV detection are collected for new TB cases and relapses.

MDR TB cases by previous treatment history, 2006–2015



Treatment outcome, new and relapsed TB cases, 2005–2014*

