

Hungary

Total population at 1 January 2012 by EUROSTAT: 9 780 815

Tuberculosis case notifications, 2012

Total number of cases	1223
Notification rate per 100 000	12.5
New & relapses (laboratory-confirmed) number	1159
New & relapses (laboratory-confirmed) notification rate per 100 000	11.8
Pulmonary of which smear-positive	1187 (97.1%) 302 (25.4%)
Laboratory-confirmed TB cases	538 (44.0%)
Mean age of new native TB cases	53.9 years
Mean age of new foreign TB cases	29.3 years
Foreign origin of all TB cases	21 (1.7%)
New (not previously treated)	1139 (93.1%)

Drug resistance surveillance & TB-HIV co-infection, 2012

Completeness of DRS data*	No
Completeness of HIV data**	-
Case-linked data reporting	Yes
Cases with DST results	449 (83.5%)
Cases resistant to isoniazid	35 (7.8%)
Cases resistant to rifampicin	13 (2.9%)
Estimated MDR N, (best-low-high)	31-15-46
MDR cases of which XDR cases	11 (2.4%) 2 (18.2%)
Cases resistant to ethambutol	13 (2.9%)
Cases resistant to streptomycin	22 (4.9%)
TB cases tested for HIV	-
HIV-positive TB cases	-

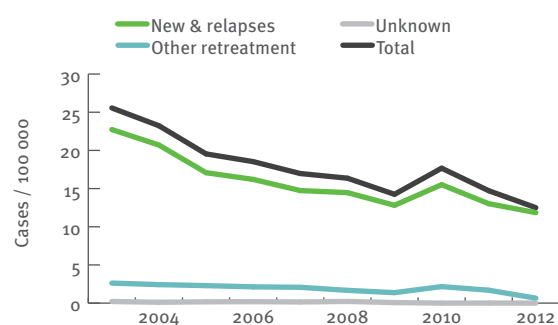
* National coverage 100% or culturing 90%, C+/All TB cases 50%, DST done for C+ 75%, EQA 95%
** More than 50% of TB cases tested for HIV.

Treatment outcome monitoring

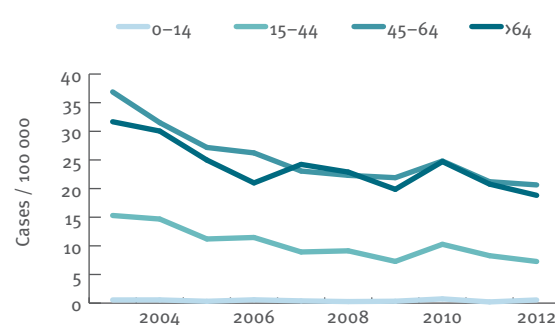
Geographical coverage	National	
	New laboratory confirmed pulmonary TB cases notified in 2011*	All MDR TB cases notified in 2010**
Outcome cohort		
Case-linked data reporting	Yes	
Notified in 2010	504	19
Success	368 (73.0%)	8 (42.1%)
Died	53 (10.5%)	6 (31.6%)
Failed	0 (0.0%)	0 (0.0%)
Defaulted	32 (6.3%)	2 (10.5%)
Still on treatment	37 (7.3%)	3 (15.8%)
Lost to follow up	14 (2.8%)	0 (0.0%)

* Treatment outcome as presented is treatment outcome after 12 months.
** Treatment outcome as presented is treatment outcome after 24 months.

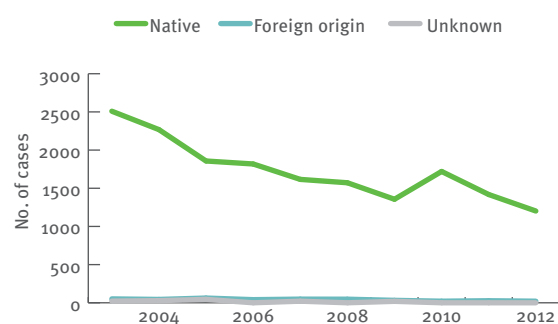
Tuberculosis notification rates by treatment history, 2003–2012



New TB cases - notification rates by age group, 2003–2012



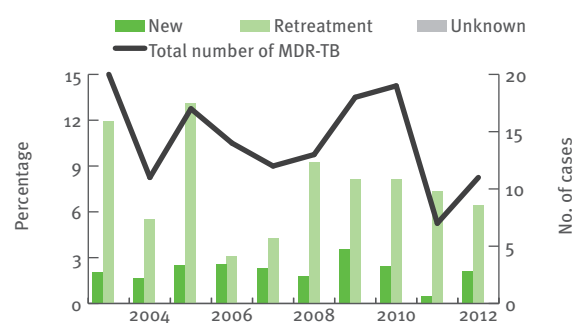
Tuberculosis cases by geographical origin, 2003–2012



TB-HIV co-infection, 2006–2012

Data not available

MDR-TB cases by previous treatment history, 2003–2012



Treatment outcome, new pulmonary culture-positive cases, 2002–2011

