

Tuberculosis surveillance and monitoring in Europe 2019



2017 data

France

Total population at 23 April 2018 by EUROSTAT: 66 989 083

TB case notifications, 2017

Total number of cases	5 131
Notification rate per 100 000	7.7
New ^a and relapses	4 839
New ^a and relapses notification rate per 100 000	7.2
Pulmonary	3 554 (69.3%)
of which microscopy-positive	1 575 -
of which laboratory-confirmed	2 004 (56.4%)
Laboratory-confirmed TB cases	2 603 (50.7%)
Mean age of new native TB cases	44.9 years
Mean age of new foreign TB cases	37.8 years
Foreign origin of all TB cases	3 019 (58.8%)
New (not previously treated)	-

^a Cases with unknown previous treatment included in new cases.

Drug resistance surveillance and TB/HIV coinfection, 2017

Completeness of DRS data ^a	-
Completeness of HIV data ^b	-
Case-linked data reporting	No
Cases with DST results	0 (0.0%)
Estimated RR-TB among notified pulmonary cases N, (best-low-high)	65-48-82
Pulmonary MDR-TB cases notified	-
of which XDR-TB cases	-
Notified MDR-TB	-
of which XDR-TB cases	-
TB cases tested for HIV	-
HIV-positive TB cases	-
of these on ART	-

^a National coverage 100% or culturing ≥ 90%, C+/all TB cases > 50%, DST done for C+ > 75%, EQA ≥ 95%.

^b More than 50% of TB cases with reported HIV status.

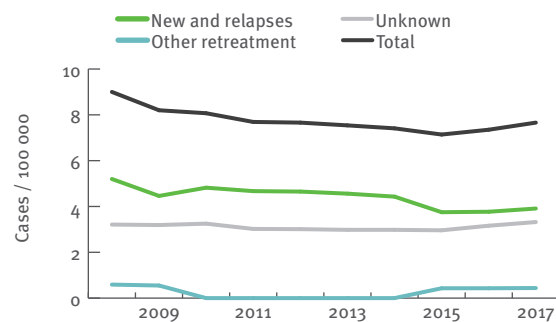
Treatment outcome monitoring

Geographical coverage	National	
Outcome cohort	New culture positive pulmonary TB cases notified in 2016 ^a	All MDR-TB cases notified in 2015 ^b
Case-linked data reporting	Yes	
Cases notified	1 125	-
Success	685 (60.9%)	-
Died	55 (4.9%)	-
Failed	0 (0.0%)	-
Lost to follow-up	84 (7.5%)	-
Still on treatment	27 (2.4%)	-
Not evaluated	274 (24.4%)	-

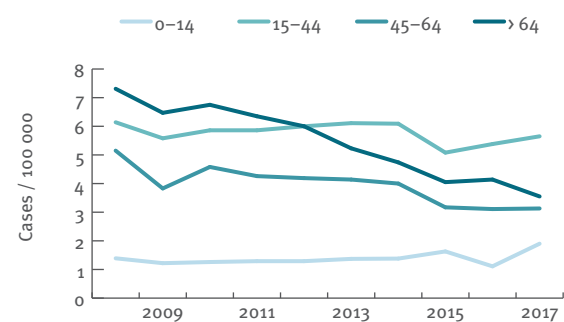
^a Treatment outcome as presented is treatment outcome after 12 months.

^b Treatment outcome as presented is treatment outcome after 24 months.

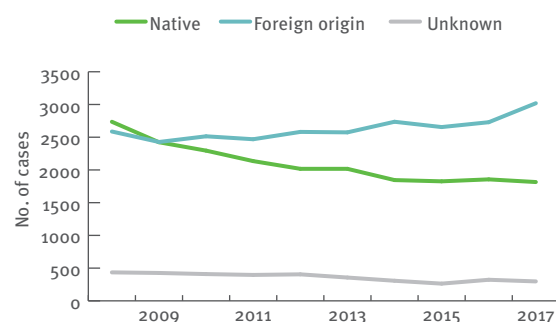
TB notification rates by treatment history, 2008–2017



New and relapsed TB cases – notification rates by age group, 2008–2017



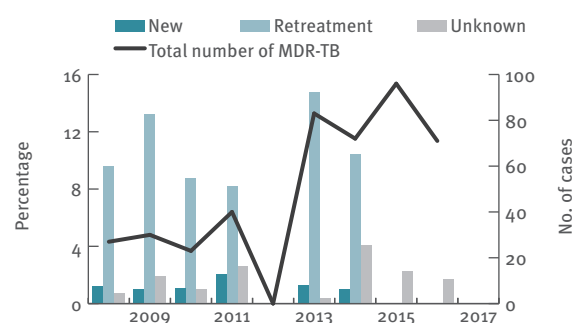
TB cases by geographical origin, 2008–2017



TB/HIV coinfection, 2008–2017

Data not available

MDR-TB cases by previous treatment history, 2008–2017



Treatment outcome, new culture-confirmed pulmonary TB cases, 2007–2016

