

Tuberculosis surveillance and monitoring in Europe 2019



2017 data

Iceland

Total population at 23 April 2018 by EUROSTAT: 338 349

TB case notifications, 2017

Total number of cases	14
Notification rate per 100 000	4.1
New ^a and relapses	13
New ^a and relapses notification rate per 100 000	3.8
Pulmonary	11 (78.6%)
of which microscopy-positive	5 (45.5%)
of which laboratory-confirmed	8 (72.7%)
Laboratory-confirmed TB cases	10 (71.4%)
Mean age of new native TB cases	49.3 years
Mean age of new foreign TB cases	38.3 years
Foreign origin of all TB cases	8 (57.1%)
New (not previously treated)	12 (85.7%)

^a Cases with unknown previous treatment included in new cases.

Drug resistance surveillance and TB/HIV coinfection, 2017

Completeness of DRS data ^a	Yes
Completeness of HIV data ^b	Yes
Case-linked data reporting	Yes
Cases with DST results	10 (100.0%)
Estimated RR-TB among notified pulmonary cases N, (best–low–high)	0–0–2
Pulmonary MDR-TB cases notified	0 (0.0%)
of which XDR-TB cases	0 –
Notified MDR-TB	0 (0.0%)
of which XDR-TB cases	0 –
TB cases tested for HIV	13 (92.9%)
HIV-positive TB cases of these on ART	0 (0.0%)

^a National coverage 100% or culturing ≥ 90%, C+/all TB cases > 50%, DST done for C+ > 75%, EQA ≥ 95%.

^b More than 50% of TB cases with reported HIV status.

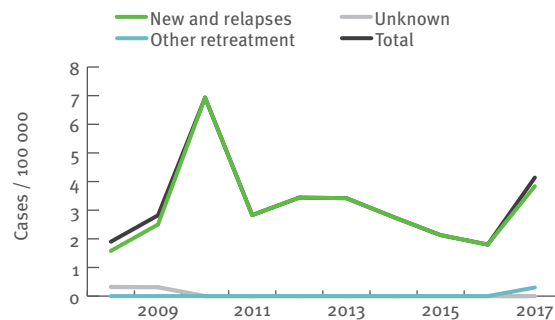
Treatment outcome monitoring

Geographical coverage	National	
Outcome cohort	New culture positive pulmonary TB cases notified in 2016 ^a	All MDR-TB cases notified in 2015 ^b
Case-linked data reporting	Yes	
Cases notified	5	0
Success	4 (80.0%)	0 –
Died	0 (0.0%)	0 –
Failed	0 (0.0%)	0 –
Lost to follow-up	0 (0.0%)	0 –
Still on treatment	0 (0.0%)	0 –
Not evaluated	1 (20.0%)	0 –

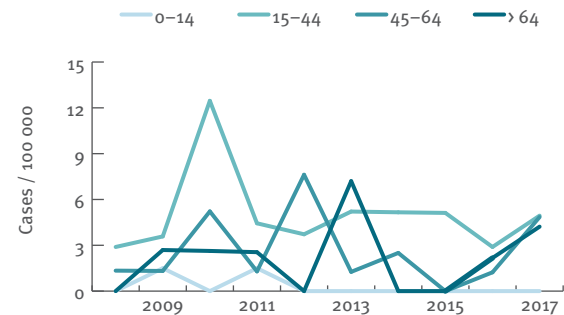
^a Treatment outcome as presented is treatment outcome after 12 months.

^b Treatment outcome as presented is treatment outcome after 24 months.

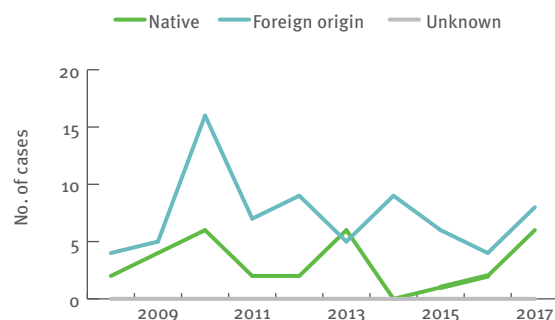
TB notification rates by treatment history, 2008–2017



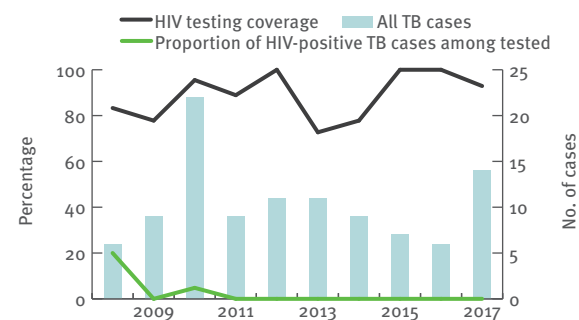
New and relapsed TB cases – notification rates by age group, 2008–2017



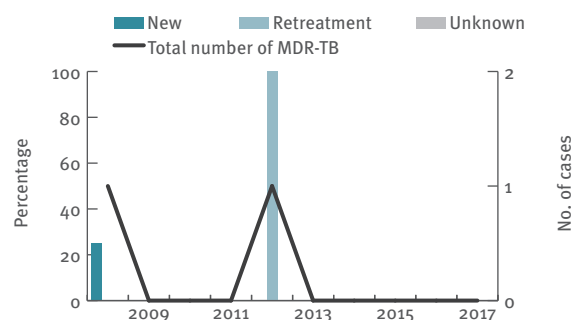
TB cases by geographical origin, 2008–2017



TB/HIV coinfection, 2008–2017



MDR-TB cases by previous treatment history, 2008–2017



Treatment outcome, new culture-confirmed pulmonary TB cases, 2007–2016

