

Tuberculosis surveillance and monitoring in Europe 2018.



2016 data

Czech Republic

Total population at 22 September 2017 by EUROSTAT: 10538275

Tuberculosis case notifications, 2016

Total number of cases	516
Notification rate per 100 000	4.9
New* & relapses	511
New* & relapses notification rate per 100 000	4.8
Pulmonary	446 (86.4%)
of which microscopy-positive	212 (47.5%)
of which laboratory confirmed	349 (78.3%)
Laboratory-confirmed TB cases	392 (76.0%)
Mean age of new native TB cases	55.7 years
Mean age of new foreign TB cases	39.7 years
Foreign origin of all TB cases	151 (29.3%)
New (not previously treated)	490 (95.0%)

* Cases with unknown previous treatment included in new cases.

Drug resistance surveillance & TB-HIV co-infection, 2016

Completeness of DRS data*	Yes
Completeness of HIV data**	No
Case-linked data reporting	Yes
Cases with DST results	367 (93.6%)
Estimated RR-TB among notified pulmonary cases N, (best-low-high)	13-3-22
Pulmonary MDR TB cases notified	6 (1.8%)
of which XDR TB cases	0 (0.0%)
Notified MDR TB	6 (1.6%)
of which XDR TB cases	0 (0.0%)
TB cases tested for HIV	205 (39.7%)
HIV-positive TB cases	5 (2.4%)
of these on antiretroviral therapy	-

* National coverage 100% or culturing 90%, C+/All TB cases 50%, DST done for C+ 75%, EQA 95%.

** More than 50% of TB cases with reported HIV status.

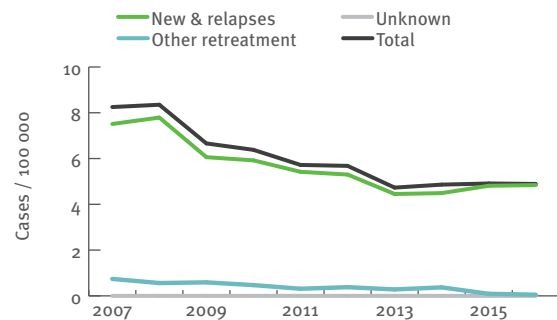
Treatment outcome monitoring

Geographical coverage	National			
Outcome cohort	New culture positive pulmonary TB cases notified in 2015*		All MDR TB cases notified in 2014**	
Case-linked data reporting	Yes			
Cases notified	332		5	
Success	222 (66.9%)	2 (40.0%)		
Died	72 (21.7%)	0 (0.0%)		
Failed	2 (0.6%)	0 (0.0%)		
Lost to follow-up	15 (4.5%)	1 (20.0%)		
Still on treatment	12 (3.6%)	0 (0.0%)		
Not evaluated	9 (2.7%)	2 (40.0%)		

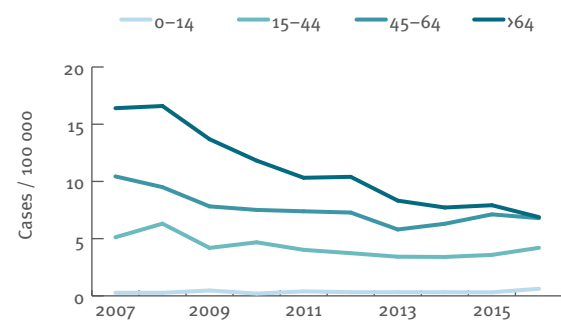
* Treatment outcome as presented is treatment outcome after 12 months.

** Treatment outcome as presented is treatment outcome after 24 months.

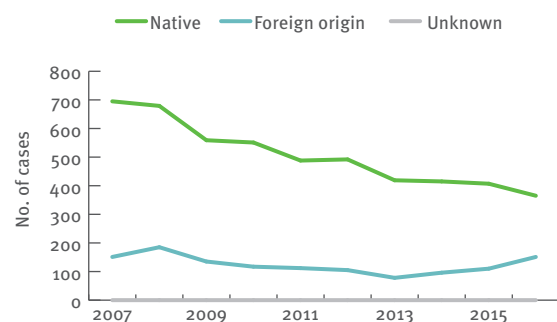
Tuberculosis notification rates by treatment history, 2007-2016



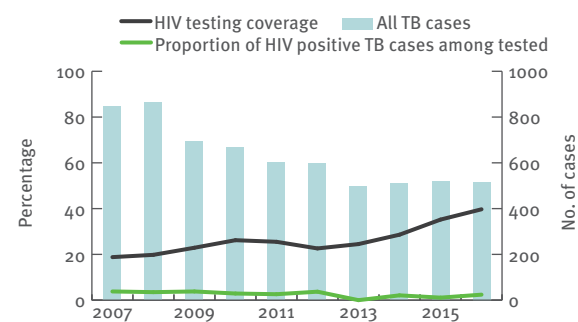
New and relapsed TB cases – notification rates by age group, 2007-2016



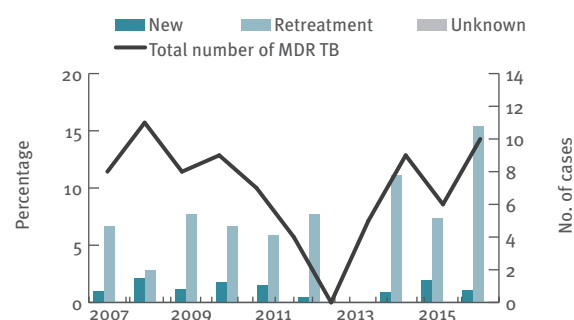
Tuberculosis cases by geographical origin, 2007-2016



TB-HIV co-infection, 2007-2016



MDR TB cases by previous treatment history, 2007-2016



Treatment outcome, new culture-confirmed pulmonary TB cases, 2006-2015

