

Tuberculosis surveillance and monitoring in Europe 2018.



2016 data Greece

Total population at 22 September 2017 by EUROSTAT: 10 783 748

Tuberculosis case notifications, 2016

Total number of cases	443
Notification rate per 100 000	4.1
New* & relapses	407
New* & relapses notification rate per 100 000	3.8
Pulmonary	394 (88.9%)
of which microscopy-positive	223 (56.6%)
of which laboratory confirmed	227 (57.6%)
Laboratory-confirmed TB cases	246 (55.5%)
Mean age of new native TB cases	61.1 years
Mean age of new foreign TB cases	35.1 years
Foreign origin of all TB cases	189 (42.7%)
New (not previously treated)	407 (91.9%)

* Cases with unknown previous treatment included in new cases.

Drug resistance surveillance & TB-HIV co-infection, 2016

Completeness of DRS data*	No
Completeness of HIV data**	-
Case-linked data reporting	Yes
Cases with DST results	124 (50.4%)
Estimated RR-TB among notified pulmonary cases N, (best-low-high)	10-0-23
Pulmonary MDR TB cases notified	5 (4.3%)
of which XDR TB cases	0 -
Notified MDR TB	5 (4.0%)
of which XDR TB cases	0 -
TB cases tested for HIV	- -
HIV-positive TB cases	- -
of these on antiretroviral therapy	- -

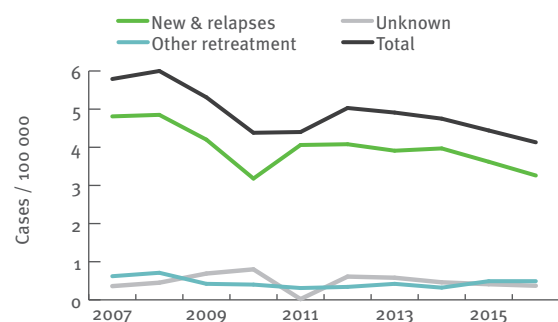
* National coverage 100% or culturing 90%, C+/All TB cases 50%, DST done for C+ 75%, EQA 95%.

** More than 50% of TB cases with reported HIV status.

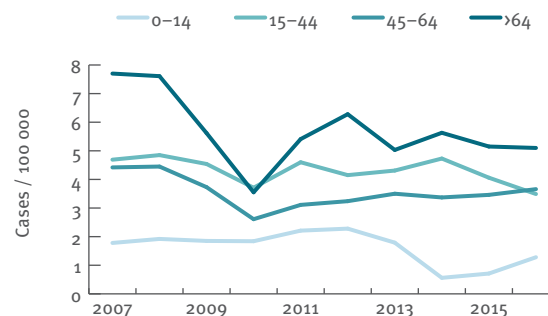
Treatment outcome monitoring

Data not available

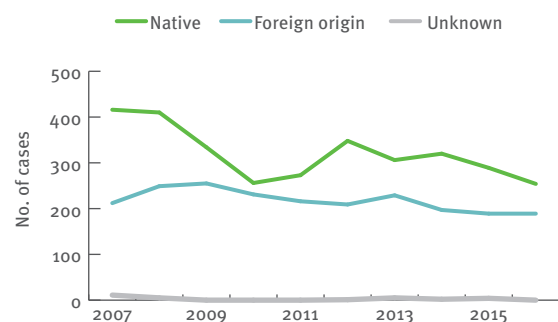
Tuberculosis notification rates by treatment history, 2007-2016



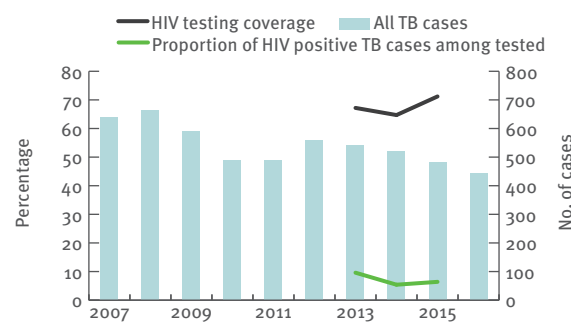
New and relapsed TB cases – notification rates by age group, 2007-2016



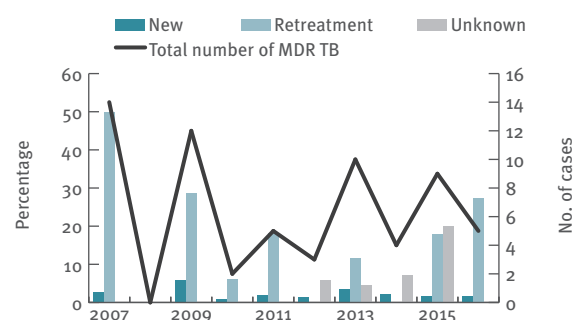
Tuberculosis cases by geographical origin, 2007-2016



TB-HIV co-infection, 2007-2016



MDR TB cases by previous treatment history, 2007-2016



Treatment outcome, new culture-confirmed pulmonary TB cases, 2006-2015

Data not available