

Tuberculosis surveillance and monitoring in Europe 2018.



2016 data

Spain

Total population at 22 September 2017 by EUROSTAT: 46 449 565

Tuberculosis case notifications, 2016

Total number of cases	4877
Notification rate per 100 000	10.5
New* & relapses	4734
New* & relapses notification rate per 100 000	10.2
Pulmonary	3515 (72.1%)
of which microscopy-positive	1675 (47.7%)
of which laboratory confirmed	2689 (76.5%)
Laboratory-confirmed TB cases	3372 (69.1%)
Mean age of new native TB cases	51.8 years
Mean age of new foreign TB cases	38.7 years
Foreign origin of all TB cases	1391 (28.5%)
New (not previously treated)	4734 (97.1%)

* Cases with unknown previous treatment included in new cases.

Drug resistance surveillance & TB-HIV co-infection, 2016

Completeness of DRS data*	No
Completeness of HIV data**	Yes
Case-linked data reporting	Yes
Cases with DST results	896 (26.6%)
Estimated RR-TB among notified pulmonary cases N, (best-low-high)	25-10-40
Pulmonary MDR TB cases notified	39 (4.4%)
of which XDR TB cases	0 (0.0%)
Notified MDR TB	39 (4.4%)
of which XDR TB cases	0 (0.0%)
TB cases tested for HIV	2925 (60.0%)
HIV-positive TB cases	226 (7.7%)
of these on antiretroviral therapy	- -

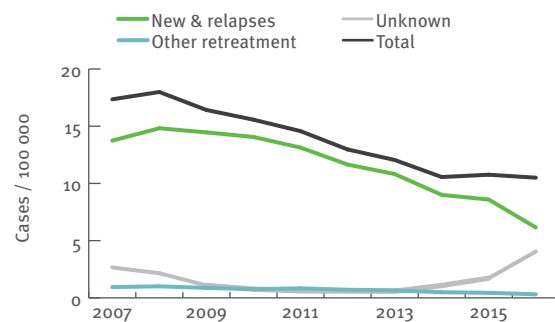
* National coverage 100% or culturing 90%, C+/All TB cases 50%, DST done for C+ 75%, EQA 95%.

** More than 50% of TB cases with reported HIV status.

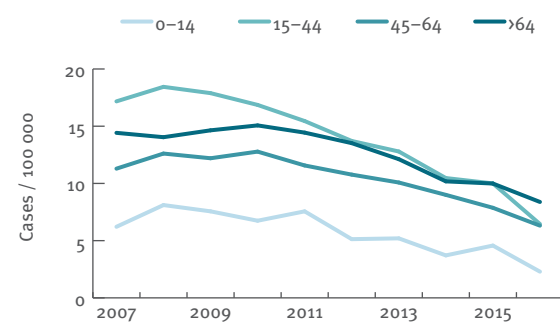
Treatment outcome monitoring

Data not available

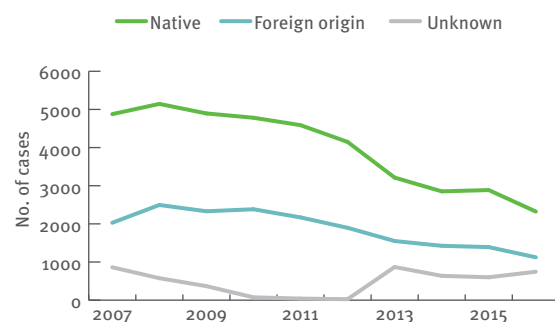
Tuberculosis notification rates by treatment history, 2007-2016



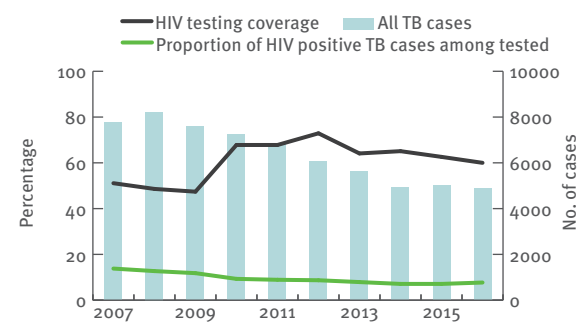
New and relapsed TB cases – notification rates by age group, 2007-2016



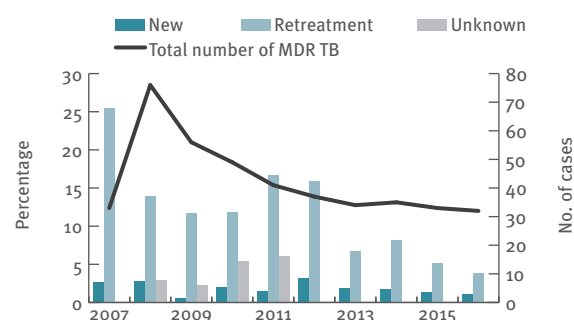
Tuberculosis cases by geographical origin, 2007-2016



TB-HIV co-infection, 2007-2016



MDR TB cases by previous treatment history, 2007-2016



Treatment outcome, new culture-confirmed pulmonary TB cases, 2006-2015

