

Tuberculosis surveillance and monitoring in Europe 2015

France

Total population at 1 January 2013 by EUROSTAT: 65 558 428

Tuberculosis case notifications, 2013

Total number of cases	4 939
Notification rate per 100 000	7.5
New* & relapses	4 708
New* & relapses notification rate per 100 000	7.2
Pulmonary	3 573 (72.3%)
of which smear-positive	1 788 (50.0%)
of which laboratory confirmed	1 821 (51.0%)
Laboratory-confirmed TB cases	2 335 (47.3%)
Mean age of new native TB cases	47.3 years
Mean age of new foreign TB cases	39.4 years
Foreign origin of all TB cases	2 553 (51.7%)
New (not previously treated)	4 708 (95.3%)

* Cases with unknown previous treatment included as new cases.

Drug resistance surveillance & TB-HIV co-infection, 2013

Completeness of DRS data*	No
Completeness of HIV data**	-
Case-linked data reporting	No
Cases with DST results	4 258 -
Estimated MDR N, (best-low-high)	0-0-0
Pulmonary MDR cases	- -
of which XDR cases	- -
All MDR cases	83 (1.9%)
of which XDR cases	21 (25.3%)
TB cases tested for HIV	- -
HIV-positive TB cases	- -
of these on antiretroviral therapy	- -

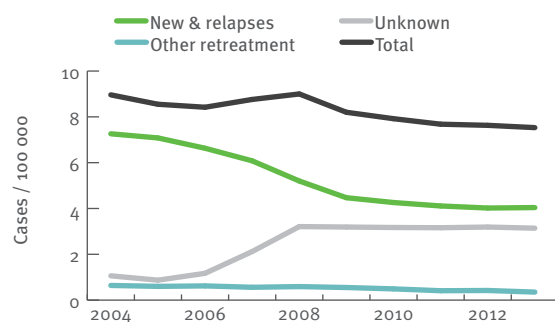
* National coverage 100% or culturing 90%, C+/All TB cases 50%, DST done for C+ 75%, EQA 95%

** More than 50% of TB cases tested for HIV.

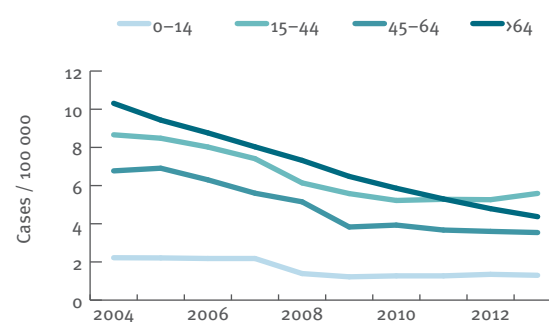
Treatment outcome monitoring

Data not available

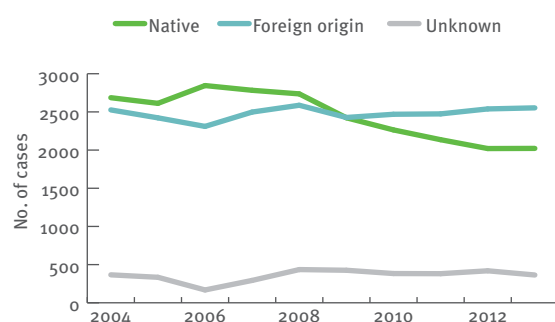
Tuberculosis notification rates by treatment history, 2004–2013



New TB cases and relapses - notification rates by age group, 2004–2013



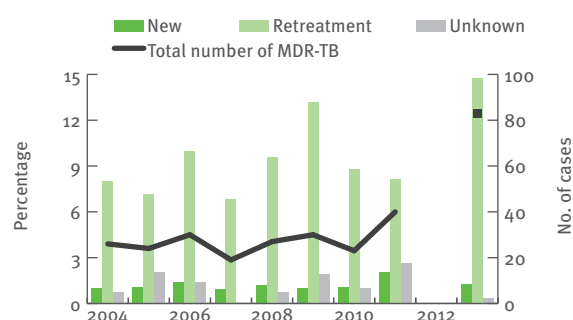
Tuberculosis cases by geographical origin, 2004–2013



TB-HIV co-infection, 2006–2013

Data not available

MDR TB cases by previous treatment history, 2004–2013



Treatment outcome, new pulmonary culture-positive cases, 2003–2012

Data not available