

# Tuberculosis surveillance and monitoring in Europe 2016

## Luxembourg

Total population on 1 January 2014 by EUROSTAT: 549 680

### Tuberculosis case notifications, 2014

Total number of cases	24
Notification rate per 100 000	4.4
New* & relapses	24
New* & relapses notification rate per 100 000	4.4
Pulmonary	16 (66.7%)
of which microscopy-positive	9 (56.3%)
of which laboratory confirmed	12 (75.0%)
Laboratory-confirmed TB cases	17 (70.8%)
Mean age of new native TB cases	- years
Mean age of new foreign TB cases	- years
Foreign origin of all TB cases	20 (83.3%)
New (not previously treated)	24 (100.0%)

\* Cases with unknown previous treatment included in new cases.

### Drug resistance surveillance & TB-HIV co-infection, 2014

Completeness of DRS data*	Yes
Completeness of HIV data**	Yes
Case-linked data reporting	Yes
Cases with DST results	16 (94.1%)
Estimated MDR N, (best-low-high)	0-0-0
Pulmonary MDR cases	1 (8.3%)
of which XDR cases	0 (0.0%)
Notified MDR	1 (6.3%)
of which XDR cases	0 (0.0%)
TB cases tested for HIV	13 (54.2%)
HIV-positive TB cases	1 (7.7%)
of these on antiretroviral therapy	- -

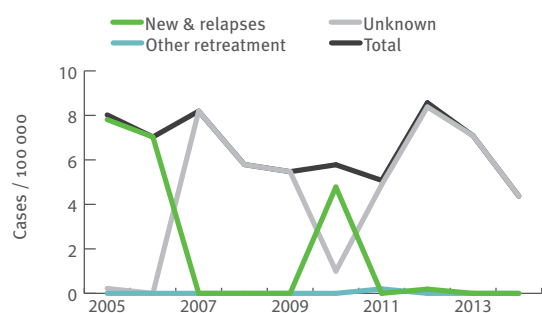
\* National coverage 100% or culturing 90%, C+/All TB cases 50%, DST done for C+ 75%, EQA 95%.

\*\* More than 50% of TB cases tested for HIV.

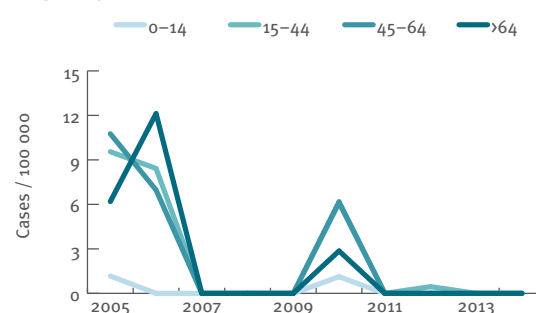
### Treatment outcome monitoring

Data not available

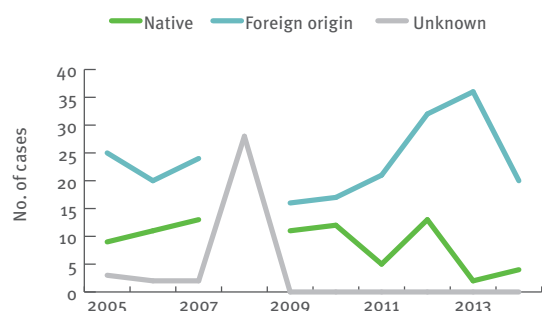
### Tuberculosis notification rates by treatment history, 2005–2014



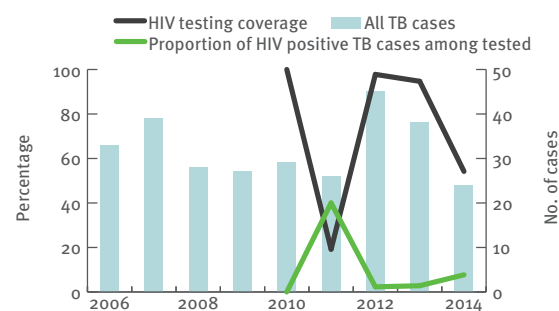
### New and relapsed TB cases – notification rates by age group, 2005–2014



### Tuberculosis cases by geographical origin, 2005–2014

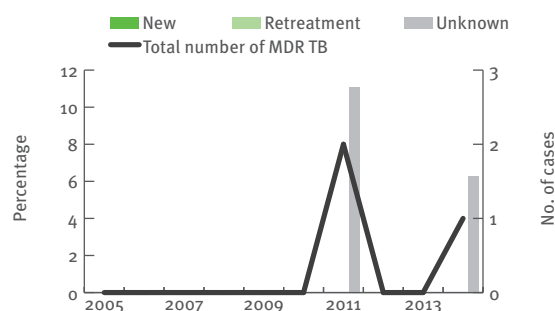


### TB-HIV co-infection, 2006–2014\*



\* No data available for 2006–2009

### MDR TB cases by previous treatment history, 2005–2014



### Treatment outcome, new culture-confirmed pulmonary TB cases, 2004–2013

Data not available