

Tuberculosis surveillance and monitoring in Europe 2017

Turkey

Population estimate 2015 by UN Statistical Database: 77 665 830

Tuberculosis case notifications, 2015

Total number of cases	12772
Notification rate per 100 000	16.2
New* & relapses	12550
New* & relapses notification rate per 100 000	16.0
Pulmonary (new and relapse)	8224 (64.4%)
of which smear positive	-
of which laboratory confirmed	6195 (75.3%)
Laboratory-confirmed TB cases	-
Mean age of new and relapse TB cases	42.8 years
Mean age of new foreign TB cases	years
Foreign origin of all TB cases	872 (6.8%)
New (not previously treated)	11803 (92.4%)

* Cases with unknown previous treatment included in new cases.

Drug resistance surveillance & TB-HIV co-infection, 2015

Completeness of DRS data*	Yes
Completeness of HIV data**	Yes
Case-linked data reporting	Yes
Cases with DST results	5249 (84.7%)
Estimated MDR N, (best–low–high)	440–390–490
Pulmonary MDR TB cases notified	224 (3.6%)
of which XDR TB cases	3 (2.3%)
TB cases tested for HIV	8759 (69.8%)
HIV-positive TB cases	59 (0.7%)
of these on antiretroviral therapy	54 (91.5%)

* National coverage 100% or culturing 90%, C+/All TB cases 50%, DST done for C+ 75%, EQA 95%.

** More than 50% of TB cases tested for HIV.

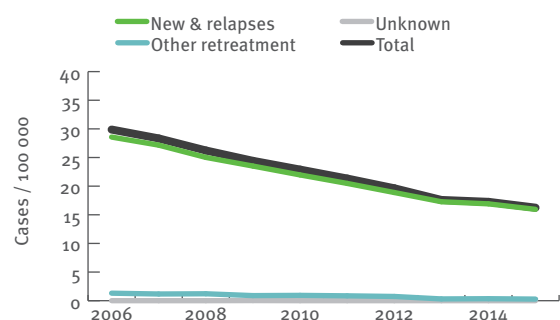
Treatment outcome monitoring

Geographical coverage	National	
Outcome cohort	New and relapsed TB cases notified in 2014*	All MDR TB cases enrolled into MDR treatment in 2013**
Case-linked data reporting	Yes	
Cases notified	12933	228
Success	11245 (86.9%)	149 (65.4%)
Died	666 (5.1%)	17 (7.5%)
Failed	37 (0.3%)	14 (6.1%)
Lost to follow-up	401 (3.1%)	27 (11.8%)
Not evaluated	584 (4.5%)	21 (9.2%)

* Treatment outcome as presented is treatment outcome after 12 months.

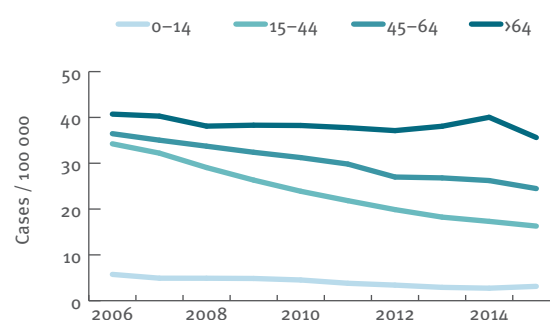
** Treatment outcome as presented is treatment outcome after 24 months.

Tuberculosis notification rates by treatment history, 2006–2015*



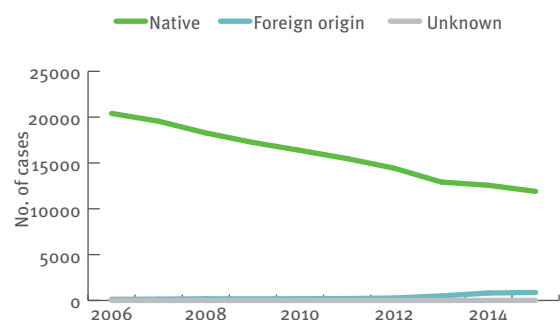
* Starting from 2013 onward cases with unknown history are included in new and relapses.

New and relapsed TB cases – notification rates by age group, 2006–2015*

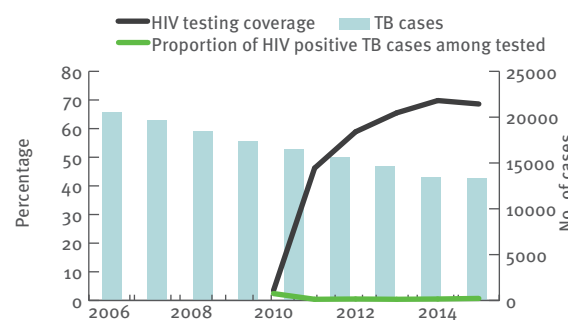


* Data up to 2012 includes new TB cases only.

Tuberculosis cases by geographical origin, 2006–2015

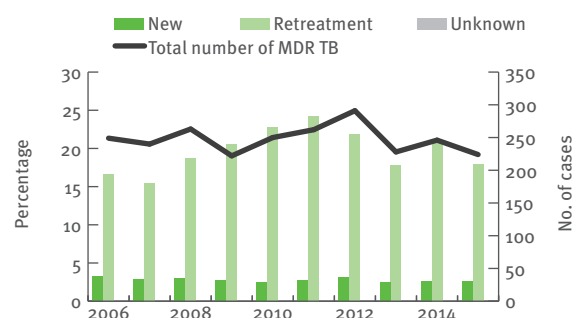


TB-HIV co-infection, 2006–2015



* Since 2015 data on HIV detection are collected for new TB cases and relapses.

MDR TB cases by previous treatment history, 2006–2015



Treatment outcome, new and relapsed TB cases, 2005–2014*

