

Bulgaria

Total population at 1 January 2012 by EUROSTAT: 7 327 224

Tuberculosis case notifications, 2012

Total number of cases	2280
Notification rate per 100 000	31.1
New & relapses (laboratory-confirmed) number	2082
New & relapses (laboratory-confirmed) notification rate per 100 000	28.4
Pulmonary of which smear-positive	1625 (71.3%) 900 (55.4%)
Laboratory-confirmed TB cases	1092 (47.9%)
Mean age of new native TB cases	44.9 years
Mean age of new foreign TB cases	36.8 years
Foreign origin of all TB cases	4 (0.2%)
New (not previously treated)	1966 (86.2%)

Drug resistance surveillance & TB-HIV co-infection, 2012

Completeness of DRS data*	No
Completeness of HIV data**	Yes
Case-linked data reporting	Yes
Cases with DST results	829 (75.9%)
Cases resistant to isoniazid	88 (10.6%)
Cases resistant to rifampicin	58 (7.0%)
Estimated MDR N, (best-low-high)	100-78-130
MDR cases	49 (5.9%)
of which XDR cases	5 (10.2%)
Cases resistant to ethambutol	44 (5.3%)
Cases resistant to streptomycin	53 (6.4%)
TB cases tested for HIV	1513 (66.4%)
HIV-positive TB cases	3 (0.2%)

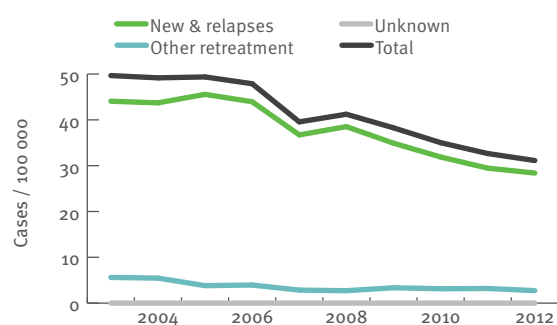
* National coverage 100% or culturing 90%, C+/All TB cases 50%, DST done for C+ 75%, EQA 95%
** More than 50% of TB cases tested for HIV.

Treatment outcome monitoring

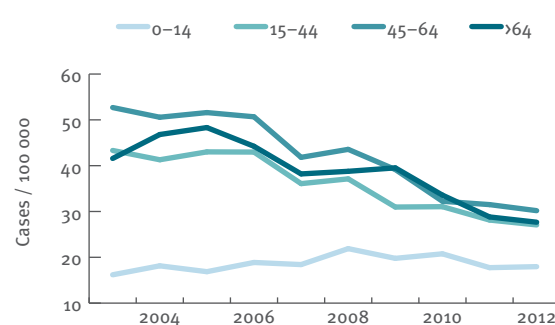
Geographical coverage	National	
	New laboratory confirmed pulmonary TB cases notified in 2011*	All MDR TB cases notified in 2010**
Outcome cohort		
Case-linked data reporting	Yes	
Notified in 2010	853	56
Success	737 (86.4%)	9 (16.1%)
Died	64 (7.5%)	21 (37.5%)
Failed	12 (1.4%)	4 (7.1%)
Defaulted	27 (3.2%)	8 (14.3%)
Still on treatment	12 (1.4%)	12 (21.4%)
Lost to follow up	1 (0.1%)	2 (3.6%)

* Treatment outcome as presented is treatment outcome after 12 months.
** Treatment outcome as presented is treatment outcome after 24 months.

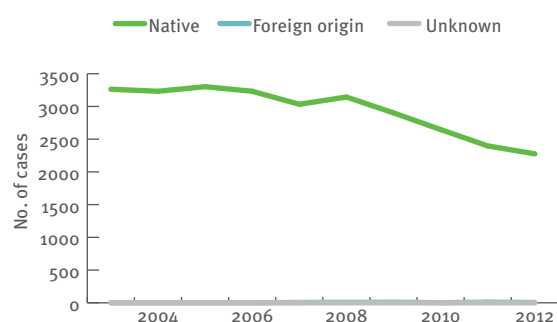
Tuberculosis notification rates by treatment history, 2003–2012



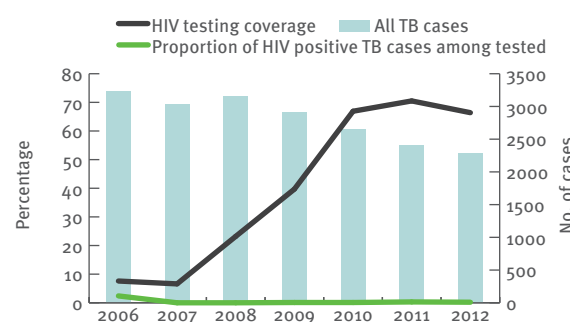
New TB cases - notification rates by age group, 2003–2012



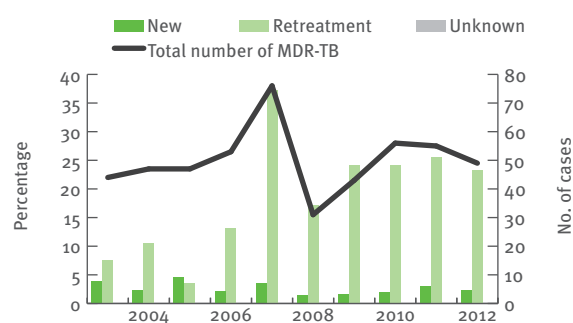
Tuberculosis cases by geographical origin, 2003–2012



TB-HIV co-infection, 2006–2012



MDR-TB cases by previous treatment history, 2003–2012



Treatment outcome, new pulmonary culture-positive cases, 2002–2011

