

# Tuberculosis surveillance and monitoring in Europe 2019



2017 data

## Greece

Total population at 23 April 2018 by EUROSTAT: 10 768 193

### TB case notifications, 2017

Total number of cases	467
Notification rate per 100 000	4.3
New <sup>a</sup> and relapses	434
New <sup>a</sup> and relapses notification rate per 100 000	4.0
Pulmonary	391 (83.7%)
of which microscopy-positive	227 (58.1%)
of which laboratory-confirmed	233 (59.6%)
Laboratory-confirmed TB cases	265 (56.7%)
Mean age of new native TB cases	62.8 years
Mean age of new foreign TB cases	34.7 years
Foreign origin of all TB cases	197 (42.2%)
New (not previously treated)	414 (88.7%)

<sup>a</sup> Cases with unknown previous treatment included in new cases.

### Drug resistance surveillance and TB/HIV coinfection, 2017

Completeness of DRS data <sup>a</sup>	Yes
Completeness of HIV data <sup>b</sup>	Yes
Case-linked data reporting	Yes
Cases with DST results	191 (72.1%)
Estimated RR-TB among notified pulmonary cases N, (best–low–high)	10–0–24
Pulmonary MDR-TB cases notified	6 (3.6%)
of which XDR-TB cases	1 (16.7%)
Notified MDR-TB	7 (3.7%)
of which XDR-TB cases	2 (28.6%)
TB cases tested for HIV	389 (83.3%)
HIV-positive TB cases of these on ART	13 (3.3%)

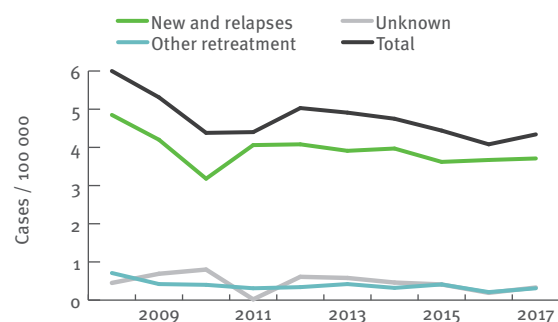
<sup>a</sup> National coverage 100% or culturing ≥ 90%, C+/all TB cases > 50%, DST done for C+ > 75%, EQA ≥ 95%.

<sup>b</sup> More than 50% of TB cases with reported HIV status.

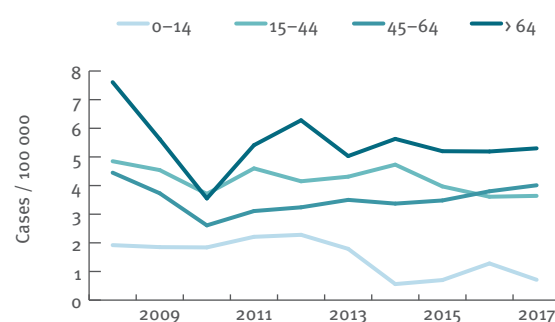
### Treatment outcome monitoring

Data not available

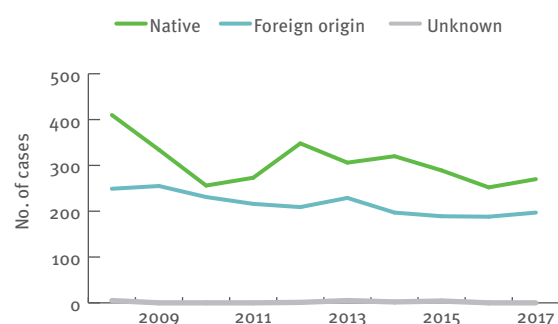
### TB notification rates by treatment history, 2008–2017



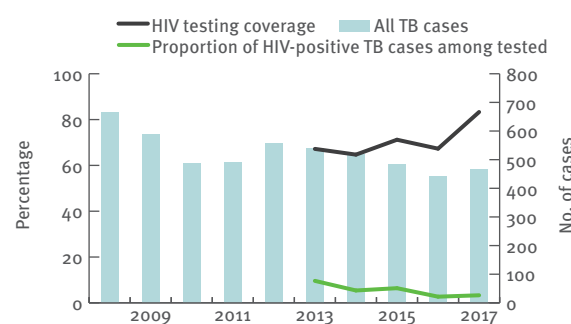
### New and relapsed TB cases – notification rates by age group, 2008–2017



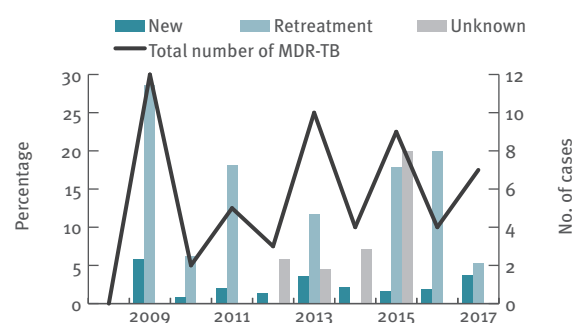
### TB cases by geographical origin, 2008–2017



### TB/HIV coinfection, 2008–2017



### MDR-TB cases by previous treatment history, 2008–2017



### Treatment outcome, new culture-confirmed pulmonary TB cases, 2007–2016

Data not available