

# Tuberculosis surveillance and monitoring in Europe 2015

## Czech Republic

Total population at 1 January 2013 by EUROSTAT: 10 515 394

### Tuberculosis case notifications, 2013

Total number of cases	501
Notification rate per 100 000	4.8
New* & relapses	471
New* & relapses notification rate per 100 000	4.5
Pulmonary	441 (88.0%)
of which smear-positive	173 (39.2%)
of which laboratory confirmed	320 (72.6%)
Laboratory-confirmed TB cases	349 (69.7%)
Mean age of new native TB cases	56.3 years
Mean age of new foreign TB cases	40.6 years
Foreign origin of all TB cases	79 (15.8%)
New (not previously treated)	471 (94.0%)

\* Cases with unknown previous treatment included as new cases.

### Drug resistance surveillance & TB-HIV co-infection, 2013

Completeness of DRS data*	Yes
Completeness of HIV data**	No
Case-linked data reporting	Yes
Cases with DST results	321 (92.0%)
Estimated MDR N, (best-low-high)	0-0-0
Pulmonary MDR cases	0 (0.0%)
of which XDR cases	0 -
All MDR cases	0 (0.0%)
of which XDR cases	0 -
TB cases tested for HIV	125 (25.0%)
HIV-positive TB cases	0 (0.0%)
of these on antiretroviral therapy	- -

\* National coverage 100% or culturing 90%, C+/All TB cases 50%, DST done for C+ 75%, EQA 95%

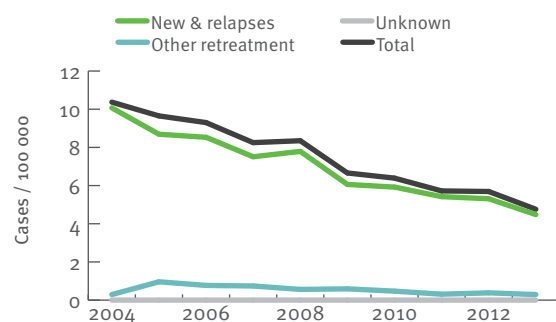
\*\* More than 50% of TB cases tested for HIV.

### Treatment outcome monitoring

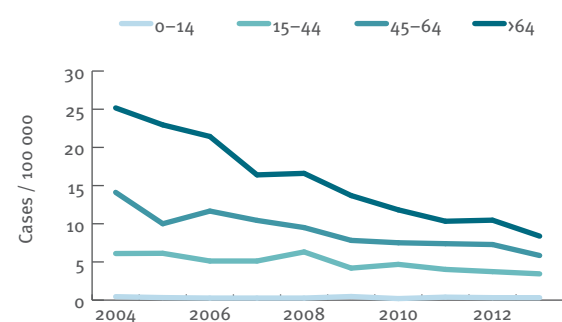
Geographical coverage	National	
	New culture positive pulmonary TB cases notified in 2012*	All MDR TB cases notified in 2011**
Outcome cohort		
Case-linked data reporting	Yes	
Cases notified	355	7
Success	263 (74.1%)	2 (28.6%)
Died	60 (16.9%)	0 (0.0%)
Failed	1 (0.3%)	0 (0.0%)
Lost to follow up	19 (5.4%)	4 (57.1%)
Still on treatment	9 (2.5%)	0 (0.0%)
Not evaluated	3 (0.8%)	1 (14.3%)

\* Treatment outcome as presented is treatment outcome after 12 months.  
\*\* Treatment outcome as presented is treatment outcome after 24 months.

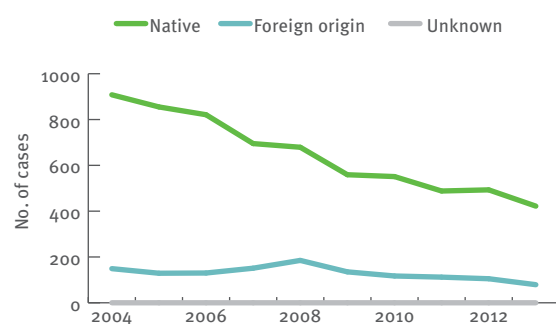
### Tuberculosis notification rates by treatment history, 2004–2013



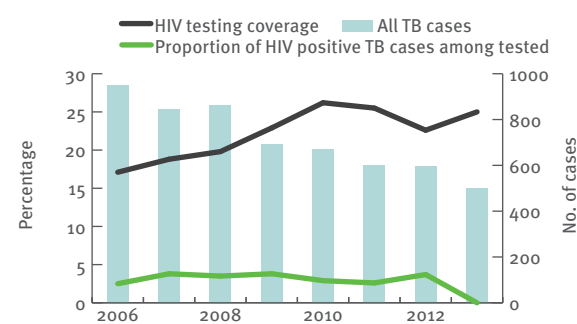
### New TB cases and relapses - notification rates by age group, 2004–2013



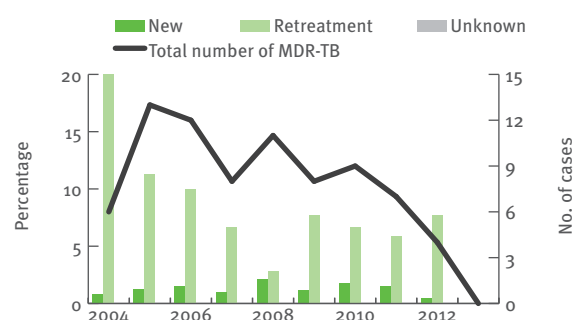
### Tuberculosis cases by geographical origin, 2004–2013



### TB-HIV co-infection, 2006–2013



### MDR TB cases by previous treatment history, 2004–2013



### Treatment outcome, new pulmonary culture-positive cases, 2003–2012

