

Tuberculosis surveillance and monitoring in Europe 2015

Lithuania

Total population at 1 January 2013 by EUROSTAT: 2 971 511

Tuberculosis case notifications, 2013

Total number of cases	1 705
Notification rate per 100 000	57.4
New* & relapses	1 573
New* & relapses notification rate per 100 000	52.9
Pulmonary	1 565 (91.8%)
of which smear-positive	958 (61.2%)
of which laboratory confirmed	1 315 (84.0%)
Laboratory-confirmed TB cases	1 354 (79.4%)
Mean age of new native TB cases	46.9 years
Mean age of new foreign TB cases	55.7 years
Foreign origin of all TB cases	40 (2.3%)
New (not previously treated)	1 393 (81.7%)

* Cases with unknown previous treatment included as new cases.

Drug resistance surveillance & TB-HIV co-infection, 2013

Completeness of DRS data*	Yes
Completeness of HIV data**	Yes
Case-linked data reporting	Yes
Cases with DST results	1 354 (100.0%)
Estimated MDR N, (best-low-high)	0-0-0
Pulmonary MDR cases	253 (19.2%)
of which XDR cases	46 (18.2%)
All MDR cases	256 (18.9%)
of which XDR cases	47 (18.4%)
TB cases tested for HIV	1 144 (67.1%)
HIV-positive TB cases	39 (3.4%)
of these on antiretroviral therapy	-

* National coverage 100% or culturing 90%, C+/All TB cases 50%, DST done for C+ 75%, EQA 95%

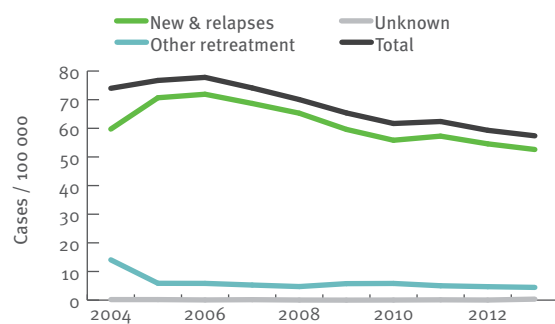
** More than 50% of TB cases tested for HIV.

Treatment outcome monitoring

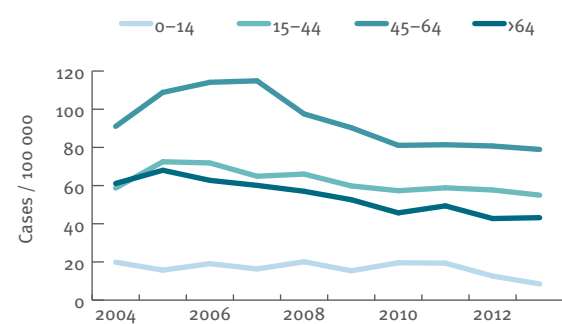
Geographical coverage	National		
Outcome cohort	New culture positive pulmonary TB cases notified in 2012*	All MDR TB cases notified in 2011**	
Case-linked data reporting	Yes		
Cases notified	983	296	
Success	690 (70.2%)	104	(35.1%)
Died	97 (9.9%)	63	(21.3%)
Failed	7 (0.7%)	20	(6.8%)
Lost to follow up	88 (9.0%)	87	(29.4%)
Still on treatment	97 (9.9%)	20	(6.8%)
Not evaluated	4 (0.4%)	2	(0.7%)

* Treatment outcome as presented is treatment outcome after 12 months.
** Treatment outcome as presented is treatment outcome after 24 months.

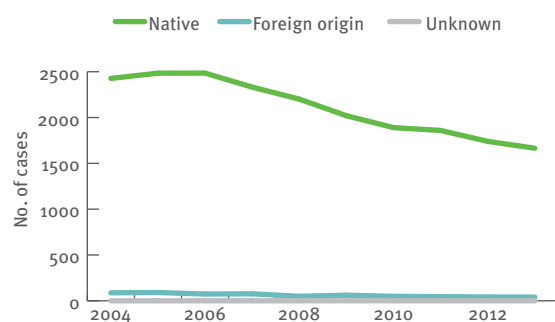
Tuberculosis notification rates by treatment history, 2004–2013



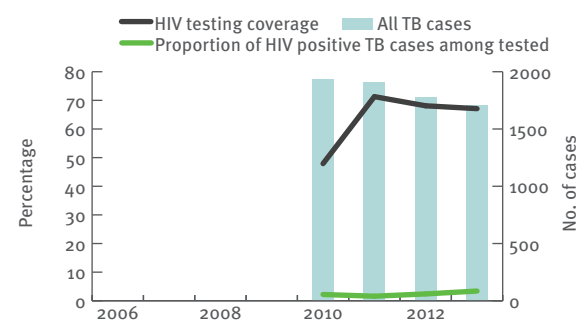
New TB cases and relapses - notification rates by age group, 2004–2013



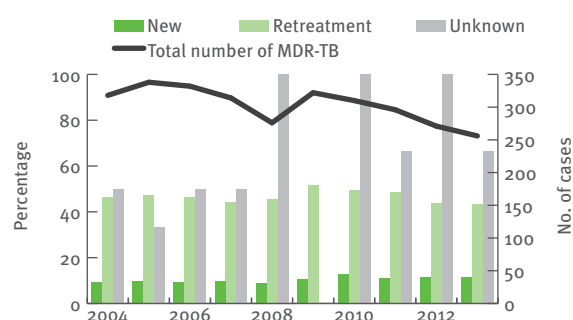
Tuberculosis cases by geographical origin, 2004–2013



TB-HIV co-infection, 2006–2013



MDR TB cases by previous treatment history, 2004–2013



Treatment outcome, new pulmonary culture-positive cases, 2003–2012

