

Tuberculosis surveillance and monitoring in Europe 2015

Netherlands

Total population at 1 January 2013 by EUROSTAT: 16 779 575

Tuberculosis case notifications, 2013

Total number of cases	848
Notification rate per 100 000	5.1
New* & relapses	832
New* & relapses notification rate per 100 000	5.0
Pulmonary	454 (53.5%)
of which smear-positive	141 (31.1%)
of which laboratory confirmed	372 (81.9%)
Laboratory-confirmed TB cases	609 (71.8%)
Mean age of new native TB cases	45.8 years
Mean age of new foreign TB cases	39.8 years
Foreign origin of all TB cases	627 (73.9%)
New (not previously treated)	807 (95.2%)

* Cases with unknown previous treatment included as new cases.

Drug resistance surveillance & TB-HIV co-infection, 2013

Completeness of DRS data*	Yes
Completeness of HIV data**	Yes
Case-linked data reporting	Yes
Cases with DST results	607 (99.7%)
Estimated MDR N, (best-low-high)	20-11-29
Pulmonary MDR cases	14 (3.8%)
of which XDR cases	0 (0.0%)
All MDR cases	17 (2.8%)
of which XDR cases	-
TB cases tested for HIV	432 (50.9%)
HIV-positive TB cases	17 (3.9%)
of these on antiretroviral therapy	-

* National coverage 100% or culturing 90%, C+/All TB cases 50%, DST done for C+ 75%, EQA 95%

** More than 50% of TB cases tested for HIV.

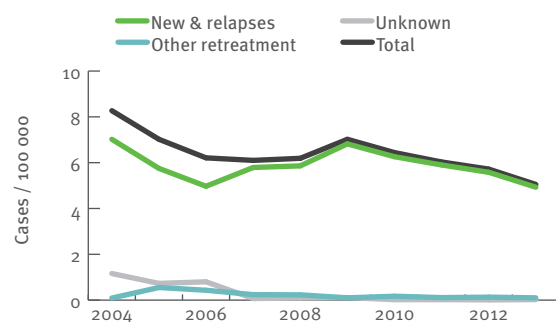
Treatment outcome monitoring

Geographical coverage	National	
Outcome cohort	New culture positive pulmonary TB cases notified in 2012*	All MDR TB cases notified in 2011**
Case-linked data reporting	Yes	
Cases notified	379	17
Success	311 (82.1%)	11 (64.7%)
Died	15 (4.0%)	0 (0.0%)
Failed	0 (0.0%)	0 (0.0%)
Lost to follow up	8 (2.1%)	3 (17.6%)
Still on treatment	10 (2.6%)	2 (11.8%)
Not evaluated	35 (9.2%)	1 (5.9%)

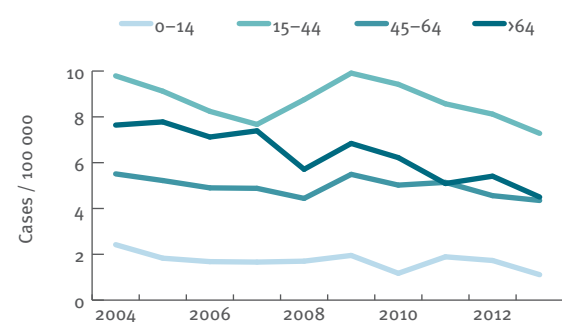
* Treatment outcome as presented is treatment outcome after 12 months.

** Treatment outcome as presented is treatment outcome after 24 months.

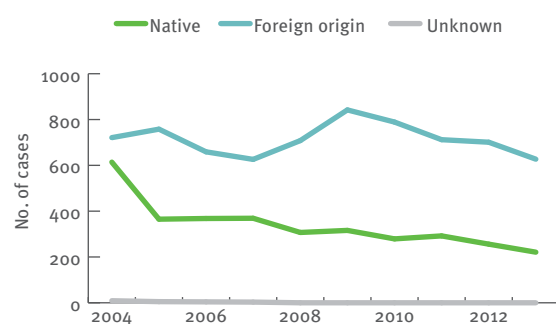
Tuberculosis notification rates by treatment history, 2004–2013



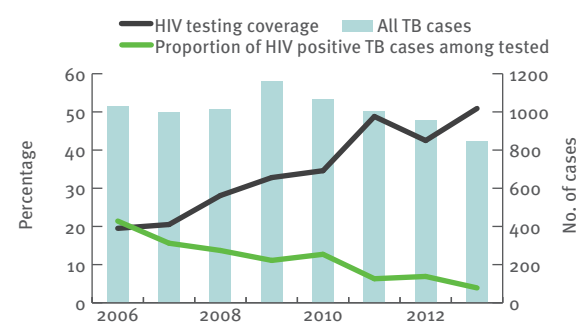
New TB cases and relapses - notification rates by age group, 2004–2013



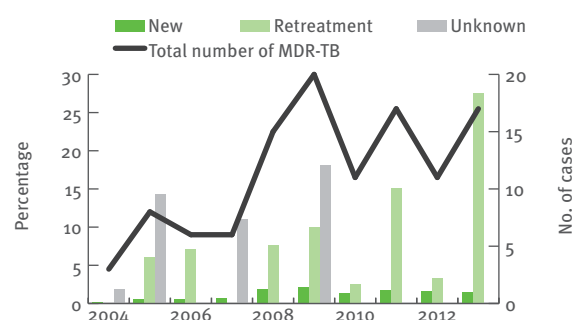
Tuberculosis cases by geographical origin, 2004–2013



TB-HIV co-infection, 2006–2013



MDR TB cases by previous treatment history, 2004–2013



Treatment outcome, new pulmonary culture-positive cases, 2003–2012

