

Tuberculosis surveillance and monitoring in Europe 2015

Norway

Total population at 1 January 2013 by EUROSTAT: 5 051 275

Tuberculosis case notifications, 2013

Total number of cases	401
Notification rate per 100 000	7.9
New* & relapses	362
New* & relapses notification rate per 100 000	7.2
Pulmonary	250 (62.3%)
of which smear-positive	67 (26.8%)
of which laboratory confirmed	209 (83.6%)
Laboratory-confirmed TB cases	319 (79.6%)
Mean age of new native TB cases	43.5 years
Mean age of new foreign TB cases	31.6 years
Foreign origin of all TB cases	345 (86.0%)
New (not previously treated)	362 (90.3%)

* Cases with unknown previous treatment included as new cases.

Drug resistance surveillance & TB-HIV co-infection, 2013

Completeness of DRS data*	Yes
Completeness of HIV data**	No
Case-linked data reporting	Yes
Cases with DST results	318 (99.7%)
Estimated MDR N, (best-low-high)	7-1-14
Pulmonary MDR cases	5 (2.4%)
of which XDR cases	1 (20.0%)
All MDR cases	6 (1.9%)
of which XDR cases	1 (16.7%)
TB cases tested for HIV	8 (2.0%)
HIV-positive TB cases	8 -
of these on antiretroviral therapy	- -

* National coverage 100% or culturing 90%, C+/All TB cases 50%, DST done for C+ 75%, EQA 95%

** More than 50% of TB cases tested for HIV.

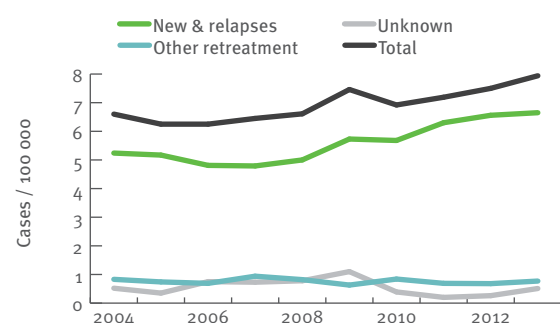
Treatment outcome monitoring

Geographical coverage	National	
Outcome cohort	New culture positive pulmonary TB cases notified in 2012*	All MDR TB cases notified in 2011**
Case-linked data reporting	Yes	
Cases notified	170	4
Success	134 (78.8%)	3 (75.0%)
Died	8 (4.7%)	0 (0.0%)
Failed	2 (1.2%)	1 (25.0%)
Lost to follow up	0 (0.0%)	0 (0.0%)
Still on treatment	5 (2.9%)	0 (0.0%)
Not evaluated	21 (12.4%)	0 (0.0%)

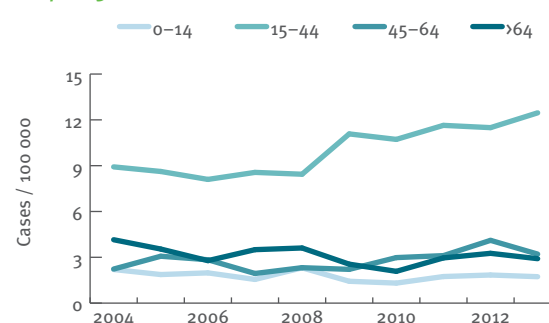
* Treatment outcome as presented is treatment outcome after 12 months.

** Treatment outcome as presented is treatment outcome after 24 months.

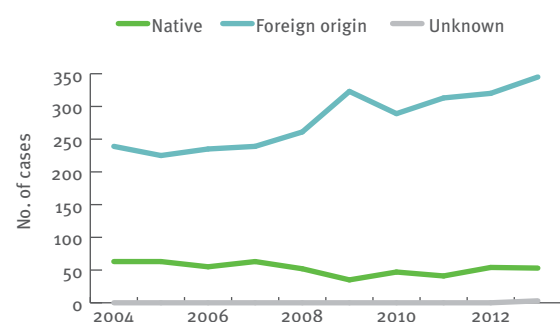
Tuberculosis notification rates by treatment history, 2004–2013



New TB cases and relapses - notification rates by age group, 2004–2013



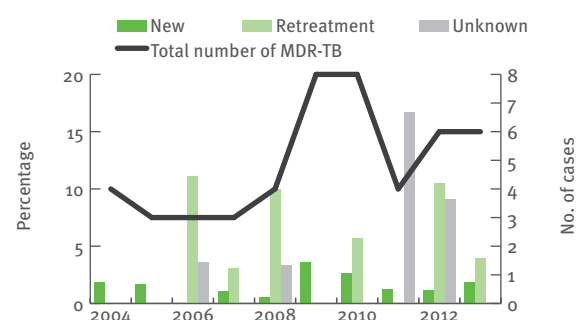
Tuberculosis cases by geographical origin, 2004–2013



TB-HIV co-infection, 2006–2013

Data not available

MDR TB cases by previous treatment history, 2004–2013



Treatment outcome, new pulmonary culture-positive cases, 2003–2012

