

Tuberculosis surveillance and monitoring in Europe 2015

Sweden

Total population at 1 January 2013 by EUROSTAT: 9 555 893

Tuberculosis case notifications, 2013

Total number of cases	648
Notification rate per 100 000	6.8
New* & relapses	610
New* & relapses notification rate per 100 000	6.4
Pulmonary	368 (56.8%)
of which smear-positive	100 (27.2%)
of which laboratory confirmed	321 (87.2%)
Laboratory-confirmed TB cases	523 (80.7%)
Mean age of new native TB cases	47.2 years
Mean age of new foreign TB cases	34.3 years
Foreign origin of all TB cases	575 (88.7%)
New (not previously treated)	605 (93.4%)

* Cases with unknown previous treatment included as new cases.

Drug resistance surveillance & TB-HIV co-infection, 2013

Completeness of DRS data*	Yes
Completeness of HIV data**	-
Case-linked data reporting	Yes
Cases with DST results	523 (100.0%)
Estimated MDR N, (best-low-high)	11-3-20
Pulmonary MDR cases	7 (2.2%)
of which XDR cases	2 (28.6%)
All MDR cases	8 (1.5%)
of which XDR cases	2 (25.0%)
TB cases tested for HIV	-
HIV-positive TB cases	-
of these on antiretroviral therapy	-

* National coverage 100% or culturing 90%, C+/All TB cases 50%, DST done for C+ 75%, EQA 95%

** More than 50% of TB cases tested for HIV.

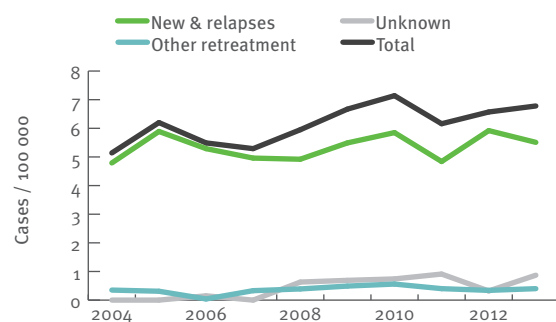
Treatment outcome monitoring

Geographical coverage	National	
	New culture positive pulmonary TB cases notified in 2012*	All MDR TB cases notified in 2011**
Outcome cohort		
Case-linked data reporting	Yes	
Cases notified	288	17
Success	234 (81.3%)	12 (70.6%)
Died	17 (5.9%)	1 (5.9%)
Failed	1 (0.3%)	1 (5.9%)
Lost to follow up	3 (1.0%)	0 (0.0%)
Still on treatment	8 (2.8%)	0 (0.0%)
Not evaluated	25 (8.7%)	3 (17.6%)

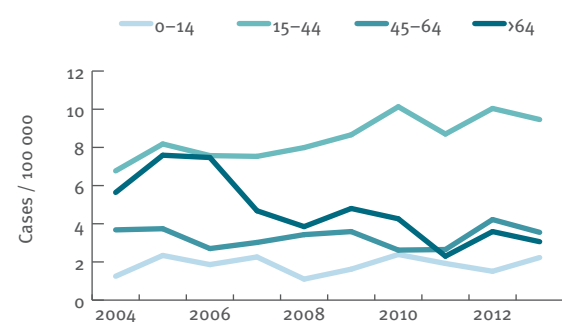
* Treatment outcome as presented is treatment outcome after 12 months.

** Treatment outcome as presented is treatment outcome after 24 months.

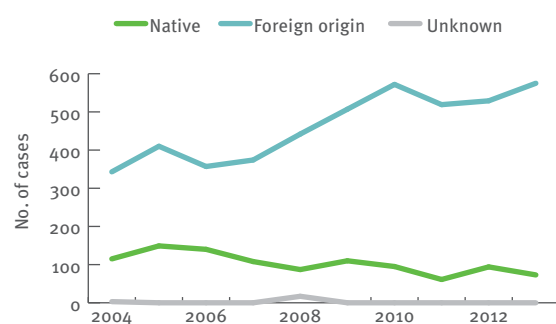
Tuberculosis notification rates by treatment history, 2004–2013



New TB cases and relapses - notification rates by age group, 2004–2013



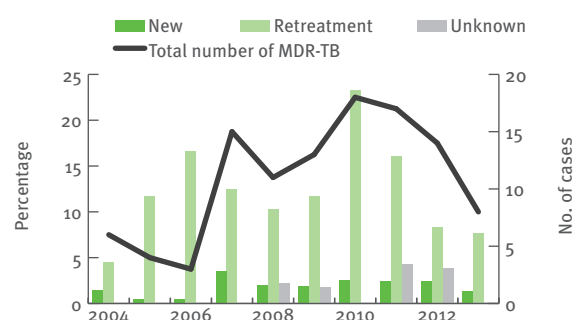
Tuberculosis cases by geographical origin, 2004–2013



TB-HIV co-infection, 2006–2013

Data not available

MDR TB cases by previous treatment history, 2004–2013



Treatment outcome, new pulmonary culture-positive cases, 2003–2012

