

Tuberculosis surveillance and monitoring in Europe 2016

Belgium

Total population on 1 January 2014 by EUROSTAT: 11203992

Tuberculosis case notifications, 2014

Total number of cases	959
Notification rate per 100 000	8.6
New* & relapses	886
New* & relapses notification rate per 100 000	7.9
Pulmonary	685 (71.4%)
of which microscopy-positive	337 (49.2%)
of which laboratory confirmed	555 (81.0%)
Laboratory-confirmed TB cases	729 (76.0%)
Mean age of new native TB cases	45.3 years
Mean age of new foreign TB cases	34.3 years
Foreign origin of all TB cases	502 (52.3%)
New (not previously treated)	686 (71.5%)

* Cases with unknown previous treatment included in new cases.

Drug resistance surveillance & TB-HIV co-infection, 2014

Completeness of DRS data*	Yes
Completeness of HIV data**	Yes
Case-linked data reporting	Yes
Cases with DST results	701 (96.2%)
Estimated MDR N, (best-low-high)	13-4-22
Pulmonary MDR cases	9 (1.6%)
of which XDR cases	1 (11.1%)
Notified MDR	10 (1.4%)
of which XDR cases	1 (10.0%)
TB cases tested for HIV	497 (51.8%)
HIV-positive TB cases	38 (7.6%)
of these on antiretroviral therapy	- -

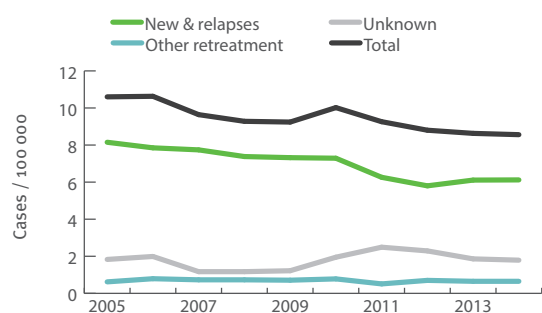
* National coverage 100% or culturing 90%, C+/All TB cases 50%, DST done for C+ 75%, EQA 95%.
** More than 50% of TB cases tested for HIV.

Treatment outcome monitoring

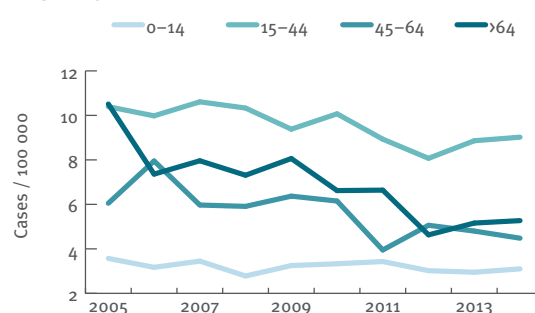
Geographical coverage	National	
Outcome cohort	New culture positive pulmonary TB cases notified in 2013*	All MDR TB cases notified in 2012**
Case-linked data reporting	Yes	
Cases notified	413	20
Success	325 (78.7%)	13 (65.0%)
Died	30 (7.3%)	1 (5.0%)
Failed	1 (0.2%)	0 (0.0%)
Lost to follow-up	31 (7.5%)	0 (0.0%)
Still on treatment	14 (3.4%)	4 (20.0%)
Not evaluated	12 (2.9%)	2 (10.0%)

* Treatment outcome as presented is treatment outcome after 12 months.
** Treatment outcome as presented is treatment outcome after 24 months.

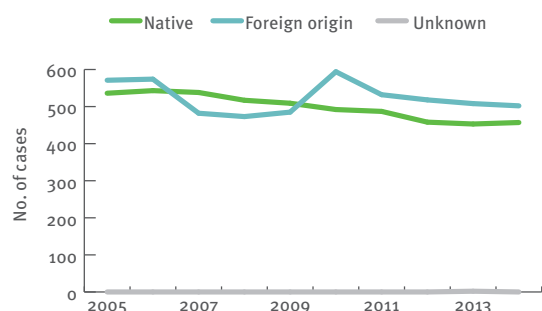
Tuberculosis notification rates by treatment history, 2005-2014



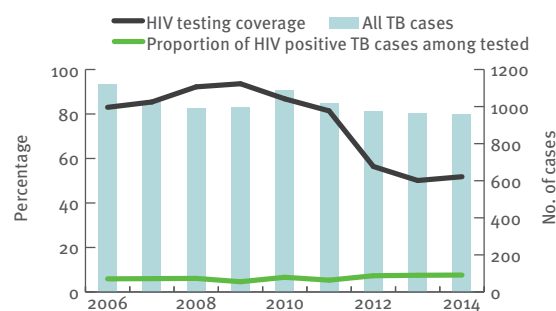
New and relapsed TB cases - notification rates by age group, 2005-2014



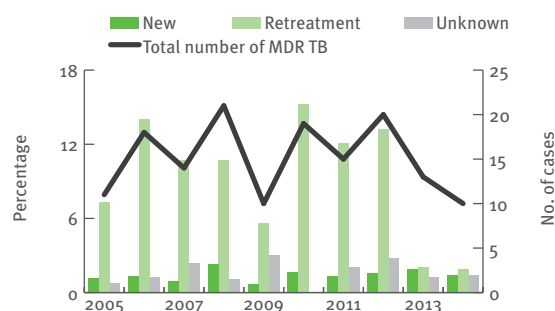
Tuberculosis cases by geographical origin, 2005-2014



TB-HIV co-infection, 2006-2014



MDR TB cases by previous treatment history, 2005-2014



Treatment outcome, new culture-confirmed pulmonary TB cases, 2004-2013

