

Tuberculosis surveillance and monitoring in Europe 2016

Finland

Total population on 1 January 2014 by EUROSTAT: 5 451 270

Tuberculosis case notifications, 2014

Total number of cases	259
Notification rate per 100 000	4.8
New* & relapses	252
New* & relapses notification rate per 100 000	4.6
Pulmonary	196 (75.7%)
of which microscopy-positive	81 (41.3%)
of which laboratory confirmed	159 (81.1%)
Laboratory-confirmed TB cases	213 (82.2%)
Mean age of new native TB cases	67.9 years
Mean age of new foreign TB cases	33.5 years
Foreign origin of all TB cases	86 (33.2%)
New (not previously treated)	243 (93.8%)

* Cases with unknown previous treatment included in new cases.

Drug resistance surveillance & TB-HIV co-infection, 2014

Completeness of DRS data*	Yes
Completeness of HIV data**	-
Case-linked data reporting	Yes
Cases with DST results	209 (98.1%)
Estimated MDR N, (best-low-high)	7-14
Pulmonary MDR cases	5 (3.1%)
of which XDR cases	1 (20.0%)
Notified MDR	8 (3.8%)
of which XDR cases	1 (12.5%)
TB cases tested for HIV	-
HIV-positive TB cases	-
of these on antiretroviral therapy	-

* National coverage 100% or culturing 90%, C+/All TB cases 50%, DST done for C+ 75%, EQA 95%.

** More than 50% of TB cases tested for HIV.

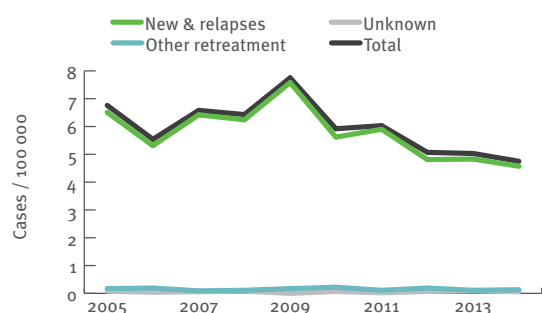
Treatment outcome monitoring

Geographical coverage	National	
Outcome cohort	New culture positive pulmonary TB cases notified in 2013*	All MDR TB cases notified in 2012**
Case-linked data reporting	Yes	
Cases notified	163	3
Success	124 (76.1%)	0 (0.0%)
Died	29 (17.8%)	0 (0.0%)
Failed	0 (0.0%)	0 (0.0%)
Lost to follow-up	0 (0.0%)	0 (0.0%)
Still on treatment	3 (1.8%)	0 (0.0%)
Not evaluated	7 (4.3%)	3 (100.0%)

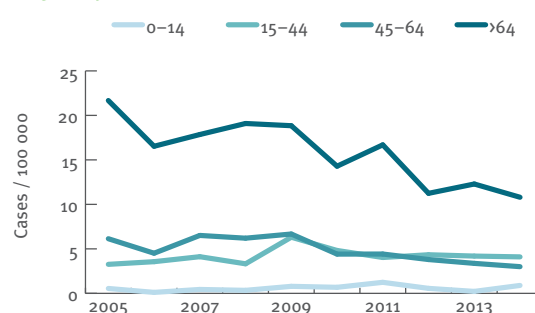
* Treatment outcome as presented is treatment outcome after 12 months.

** Treatment outcome as presented is treatment outcome after 24 months.

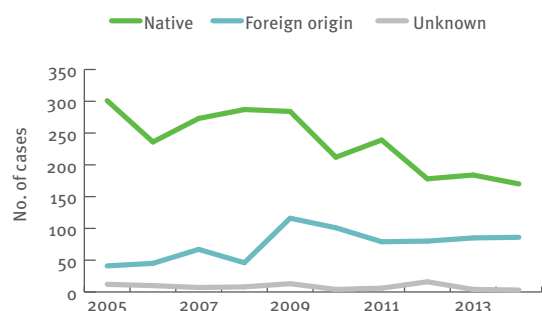
Tuberculosis notification rates by treatment history, 2005-2014



New and relapsed TB cases – notification rates by age group, 2005-2014



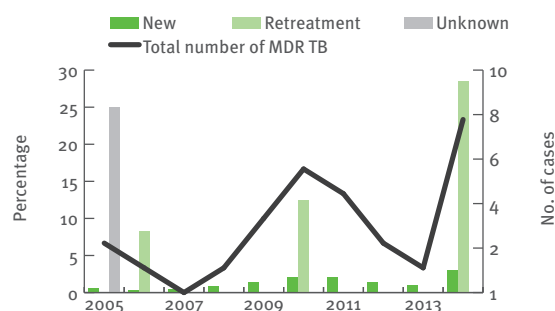
Tuberculosis cases by geographical origin, 2005-2014



TB-HIV co-infection, 2006-2014

Data not available

MDR TB cases by previous treatment history, 2005-2014



Treatment outcome, new culture-confirmed pulmonary TB cases, 2004-2013

