

# Tuberculosis surveillance and monitoring in Europe 2016

## Germany

Total population on 1 January 2014 by EUROSTAT: 80 767 463

### Tuberculosis case notifications, 2014

Total number of cases	4 488
Notification rate per 100 000	5.6
New* & relapses	4 328
New* & relapses notification rate per 100 000	5.4
Pulmonary	3 378 (75.3%)
of which microscopy-positive	1 158 (34.3%)
of which laboratory confirmed	2 578 (76.3%)
Laboratory-confirmed TB cases	3 206 (71.4%)
Mean age of new native TB cases	56.3 years
Mean age of new foreign TB cases	39.1 years
Foreign origin of all TB cases	2 635 (58.7%)
New (not previously treated)	4 186 (93.3%)

\* Cases with unknown previous treatment included in new cases.

### Drug resistance surveillance & TB-HIV co-infection, 2014

Completeness of DRS data*	Yes
Completeness of HIV data**	-
Case-linked data reporting	Yes
Cases with DST results	2 852 (89.0%)
Estimated MDR N, (best-low-high)	140-74-210
Pulmonary MDR cases	83 (3.2%)
of which XDR cases	9 (10.8%)
Notified MDR	87 (3.1%)
of which XDR cases	9 (10.3%)
TB cases tested for HIV	-
HIV-positive TB cases	-
of these on antiretroviral therapy	-

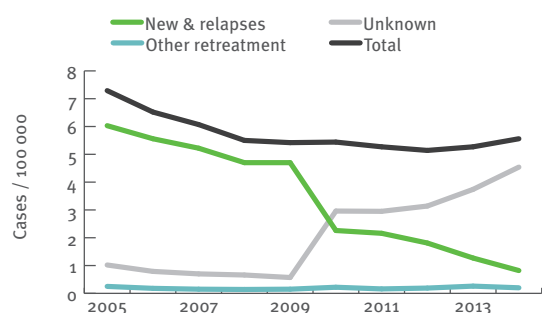
\* National coverage 100% or culturing 90%, C+/All TB cases 50%, DST done for C+ 75%, EQA 95%.  
\*\* More than 50% of TB cases tested for HIV.

### Treatment outcome monitoring

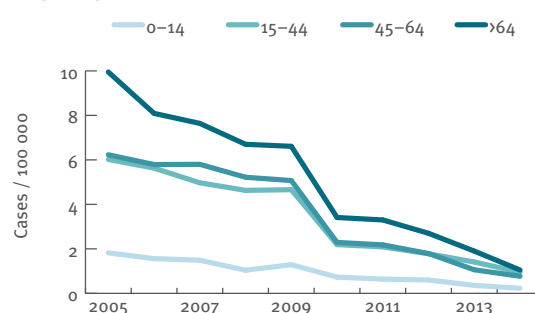
Geographical coverage	National	
Outcome cohort	New culture positive pulmonary TB cases notified in 2013*	All MDR TB cases notified in 2012**
Case-linked data reporting	Yes	
Cases notified	560	63
Success	342 (61.1%)	28 (44.4%)
Died	80 (14.3%)	5 (7.9%)
Failed	0 (0.0%)	1 (1.6%)
Lost to follow-up	12 (2.1%)	5 (7.9%)
Still on treatment	40 (7.1%)	6 (9.5%)
Not evaluated	86 (15.4%)	18 (28.6%)

\* Treatment outcome as presented is treatment outcome after 12 months.  
\*\* Treatment outcome as presented is treatment outcome after 24 months.

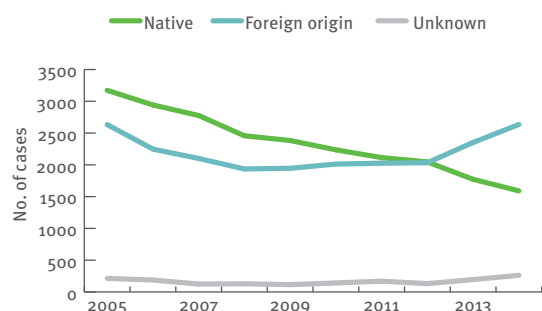
### Tuberculosis notification rates by treatment history, 2005-2014



### New and relapsed TB cases – notification rates by age group, 2005-2014



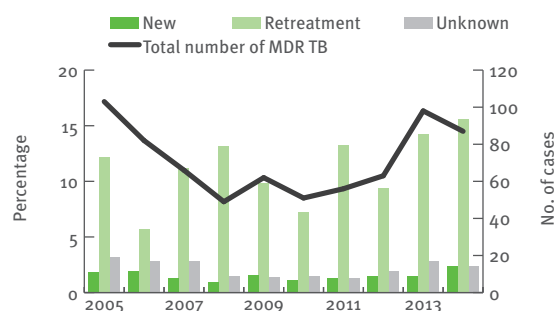
### Tuberculosis cases by geographical origin, 2005-2014



### TB-HIV co-infection, 2006-2014

Data not available

### MDR TB cases by previous treatment history, 2005-2014



### Treatment outcome, new culture-confirmed pulmonary TB cases, 2004-2013

