

Tuberculosis surveillance and monitoring in Europe 2016

Greece

Total population on 1 January 2014 by EUROSTAT: 10926 807

Tuberculosis case notifications, 2014

Total number of cases	519
Notification rate per 100 000	4.7
New* & relapses	484
New* & relapses notification rate per 100 000	4.4
Pulmonary	425 (81.9%)
of which microscopy-positive	224 (52.7%)
of which laboratory confirmed	283 (66.6%)
Laboratory-confirmed TB cases	342 (65.9%)
Mean age of new native TB cases	58.8 years
Mean age of new foreign TB cases	33.9 years
Foreign origin of all TB cases	197 (38.0%)
New (not previously treated)	484 (93.3%)

* Cases with unknown previous treatment included in new cases.

Drug resistance surveillance & TB-HIV co-infection, 2014

Completeness of DRS data*	No
Completeness of HIV data**	Yes
Case-linked data reporting	Yes
Cases with DST results	166 (48.5%)
Estimated MDR N, (best-low-high)	9-0-22
Pulmonary MDR cases	3 (1.1%)
of which XDR cases	1 (33.3%)
Notified MDR	4 (2.4%)
of which XDR cases	1 (25.0%)
TB cases tested for HIV	336 (64.7%)
HIV-positive TB cases	18 (5.4%)
of these on antiretroviral therapy	-

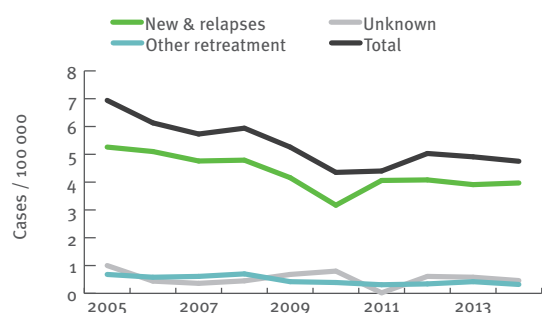
* National coverage 100% or culturing 90%, C+/All TB cases 50%, DST done for C+ 75%, EQA 95%.

** More than 50% of TB cases tested for HIV.

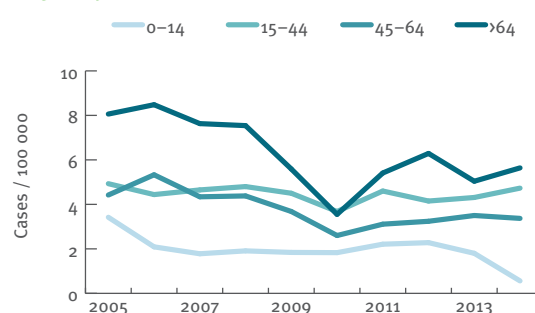
Treatment outcome monitoring

Data not available

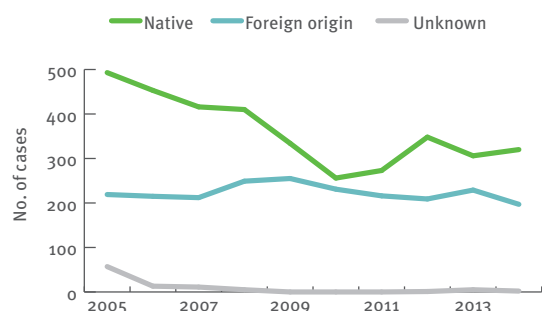
Tuberculosis notification rates by treatment history, 2005-2014



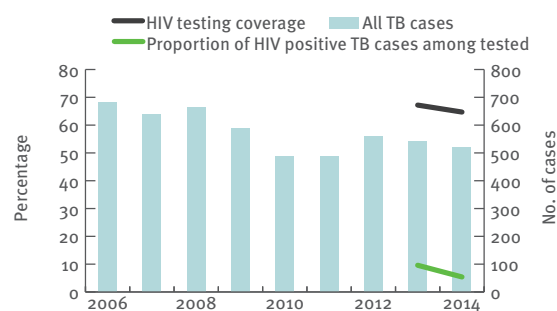
New and relapsed TB cases – notification rates by age group, 2005-2014



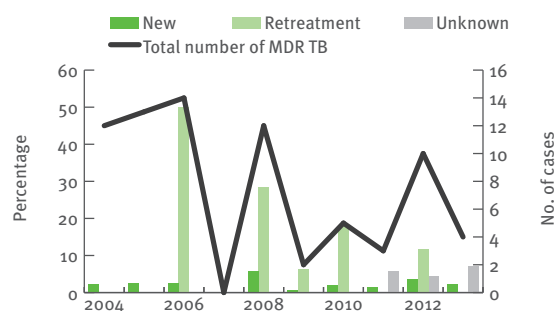
Tuberculosis cases by geographical origin, 2005-2014



TB-HIV co-infection, 2006-2014



MDR TB cases by previous treatment history, 2005-2014



Treatment outcome, new culture-confirmed pulmonary TB cases, 2004-2013

Data not available