

Tuberculosis surveillance and monitoring in Europe 2016

Hungary

Total population on 1 January 2014 by EUROSTAT: 9 877 365

Tuberculosis case notifications, 2014

Total number of cases	851
Notification rate per 100 000	8.6
New* & relapses	799
New* & relapses notification rate per 100 000	8.1
Pulmonary	824 (96.8%)
of which microscopy-positive	188 (22.8%)
of which laboratory confirmed	330 (40.0%)
Laboratory-confirmed TB cases	334 (39.2%)
Mean age of new native TB cases	53.3 years
Mean age of new foreign TB cases	38.1 years
Foreign origin of all TB cases	32 (3.8%)
New (not previously treated)	753 (88.5%)

* Cases with unknown previous treatment included in new cases.

Drug resistance surveillance & TB-HIV co-infection, 2014

Completeness of DRS data*	No
Completeness of HIV data**	No
Case-linked data reporting	Yes
Cases with DST results	303 (90.7%)
Estimated MDR N, (best–low–high)	26–14–37
Pulmonary MDR cases	3 (0.9%)
of which XDR cases	0 (0.0%)
Notified MDR	3 (1.0%)
of which XDR cases	0 (0.0%)
TB cases tested for HIV	30 (3.5%)
HIV-positive TB cases	2 (6.7%)
of these on antiretroviral therapy	– –

* National coverage 100% or culturing 90%, C+/All TB cases 50%, DST done for C+ 75%, EQA 95%.

** More than 50% of TB cases tested for HIV.

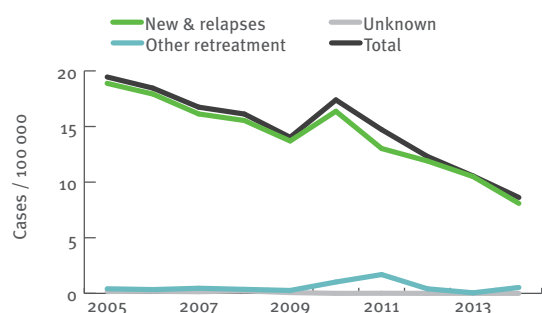
Treatment outcome monitoring

Geographical coverage	National	
Outcome cohort	New culture positive pulmonary TB cases notified in 2013*	All MDR TB cases notified in 2012**
Case-linked data reporting	Yes	
Cases notified	414	11
Success	273 (65.9%)	4 (36.4%)
Died	59 (14.3%)	5 (45.5%)
Failed	3 (0.7%)	0 (0.0%)
Lost to follow-up	29 (7.0%)	2 (18.2%)
Still on treatment	33 (8.0%)	0 (0.0%)
Not evaluated	17 (4.1%)	0 (0.0%)

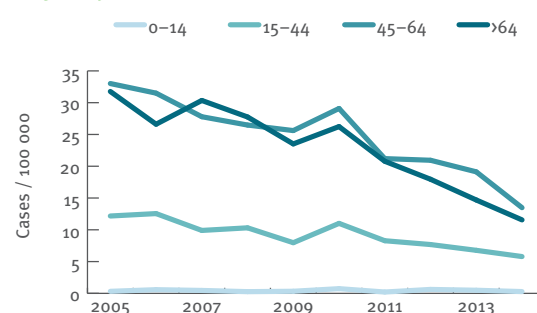
* Treatment outcome as presented is treatment outcome after 12 months.

** Treatment outcome as presented is treatment outcome after 24 months.

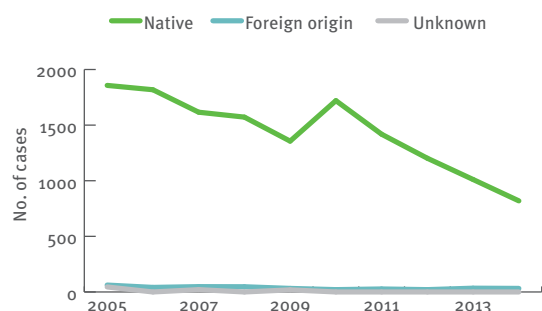
Tuberculosis notification rates by treatment history, 2005–2014



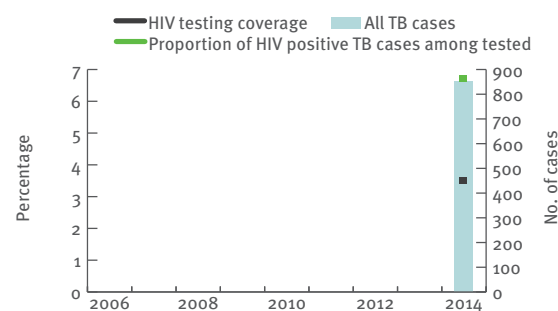
New and relapsed TB cases – notification rates by age group, 2005–2014



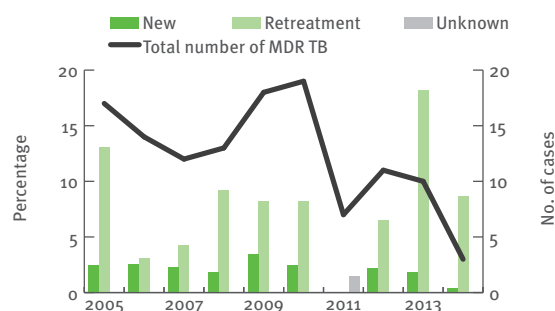
Tuberculosis cases by geographical origin, 2005–2014



TB-HIV co-infection, 2006–2014



MDR TB cases by previous treatment history, 2005–2014



Treatment outcome, new culture-confirmed pulmonary TB cases, 2004–2013

