

Tuberculosis surveillance and monitoring in Europe 2016

Ireland

Total population on 1 January 2014 by EUROSTAT: 4 605 501

Tuberculosis case notifications, 2014

Total number of cases	316
Notification rate per 100 000	6.9
New* & relapses	297
New* & relapses notification rate per 100 000	6.4
Pulmonary	191 (60.4%)
of which microscopy-positive	90 (47.1%)
of which laboratory confirmed	158 (82.7%)
Laboratory-confirmed TB cases	230 (72.8%)
Mean age of new native TB cases	52.5 years
Mean age of new foreign TB cases	34.8 years
Foreign origin of all TB cases	134 (42.4%)
New (not previously treated)	297 (94.0%)

* Cases with unknown previous treatment included in new cases.

Drug resistance surveillance & TB-HIV co-infection, 2014

Completeness of DRS data*	Yes
Completeness of HIV data**	No
Case-linked data reporting	Yes
Cases with DST results	228 (99.1%)
Estimated MDR N, (best-low-high)	3-0-7
Pulmonary MDR cases	2 (1.3%)
of which XDR cases	0 (0.0%)
Notified MDR	2 (0.9%)
of which XDR cases	0 (0.0%)
TB cases tested for HIV	84 (26.6%)
HIV-positive TB cases	15 (17.9%)
of these on antiretroviral therapy	7 (46.7%)

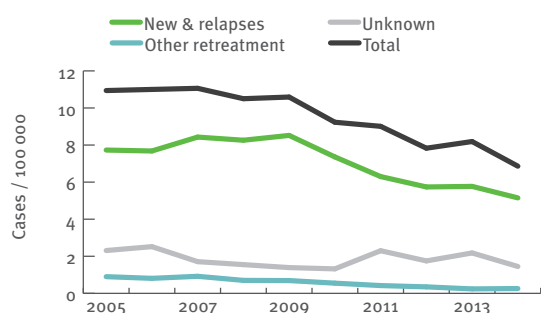
* National coverage 100% or culturing 90%, C+/All TB cases 50%, DST done for C+ 75%, EQA 95%.
** More than 50% of TB cases tested for HIV.

Treatment outcome monitoring

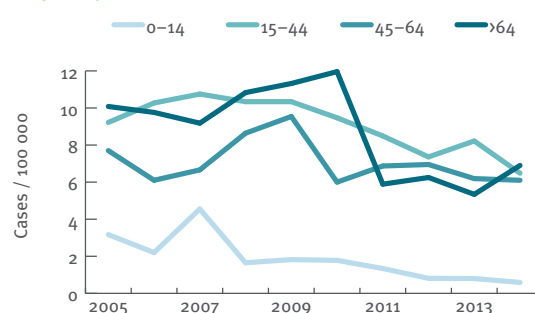
Geographical coverage	National	
Outcome cohort	New culture positive pulmonary TB cases notified in 2013*	All MDR TB cases notified in 2012**
Case-linked data reporting	Yes	
Cases notified	142	5
Success	87 (61.3%)	4 (80.0%)
Died	7 (4.9%)	1 (20.0%)
Failed	0 (0.0%)	0 (0.0%)
Lost to follow-up	2 (1.4%)	0 (0.0%)
Still on treatment	2 (1.4%)	0 (0.0%)
Not evaluated	44 (31.0%)	0 (0.0%)

* Treatment outcome as presented is treatment outcome after 12 months.
** Treatment outcome as presented is treatment outcome after 24 months.

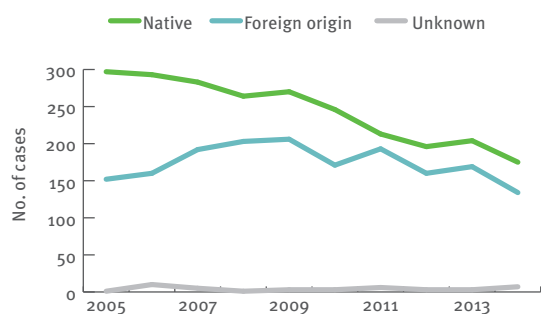
Tuberculosis notification rates by treatment history, 2005-2014



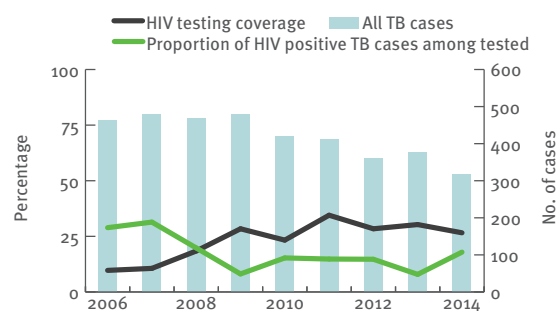
New and relapsed TB cases – notification rates by age group, 2005-2014



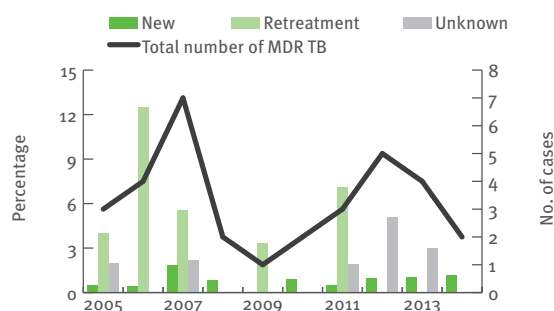
Tuberculosis cases by geographical origin, 2005-2014



TB-HIV co-infection, 2006-2014



MDR TB cases by previous treatment history, 2005-2014



Treatment outcome, new culture-confirmed pulmonary TB cases, 2004-2013

