

Tuberculosis surveillance and monitoring in Europe 2016

Portugal

Total population on 1 January 2014 by EUROSTAT: 10 427 301

Tuberculosis case notifications, 2014

Total number of cases	2226
Notification rate per 100 000	21.3
New* & relapses	2169
New* & relapses notification rate per 100 000	20.8
Pulmonary	1581 (71.0%)
of which microscopy-positive	935 (59.1%)
of which laboratory confirmed	1090 (68.9%)
Laboratory-confirmed TB cases	1255 (56.4%)
Mean age of new native TB cases	50.0 years
Mean age of new foreign TB cases	39.9 years
Foreign origin of all TB cases	350 (15.7%)
New (not previously treated)	2071 (93.0%)

* Cases with unknown previous treatment included in new cases.

Drug resistance surveillance & TB-HIV co-infection, 2014

Completeness of DRS data*	No
Completeness of HIV data**	Yes
Case-linked data reporting	Yes
Cases with DST results	898 (71.6%)
Estimated MDR N, (best–low–high)	23–11–31
Pulmonary MDR cases	22 (2.0%)
of which XDR cases	2 (9.1%)
Notified MDR	24 (2.7%)
of which XDR cases	3 (12.5%)
TB cases tested for HIV	1507 (67.7%)
HIV-positive TB cases	221 (14.7%)
of these on antiretroviral therapy	- -

* National coverage 100% or culturing 90%, C+/All TB cases 50%, DST done for C+ 75%, EQA 95%.

** More than 50% of TB cases tested for HIV.

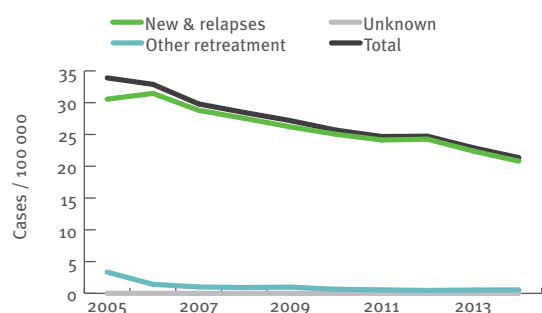
Treatment outcome monitoring

Geographical coverage	National	
Outcome cohort	New culture positive pulmonary TB cases notified in 2013*	All MDR TB cases notified in 2012**
Case-linked data reporting	Yes	
Cases notified	1279	23
Success	972 (76.0%)	11 (47.8%)
Died	104 (8.1%)	2 (8.7%)
Failed	0 (0.0%)	0 (0.0%)
Lost to follow-up	30 (2.3%)	0 (0.0%)
Still on treatment	138 (10.8%)	7 (30.4%)
Not evaluated	35 (2.7%)	3 (13.0%)

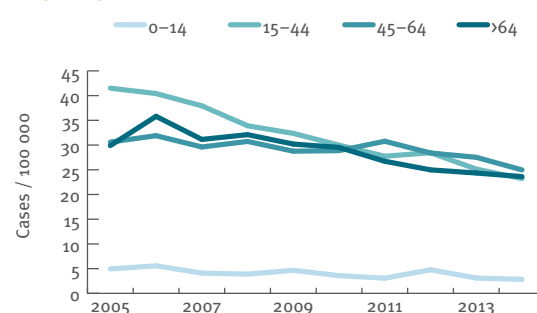
* Treatment outcome as presented is treatment outcome after 12 months.

** Treatment outcome as presented is treatment outcome after 24 months.

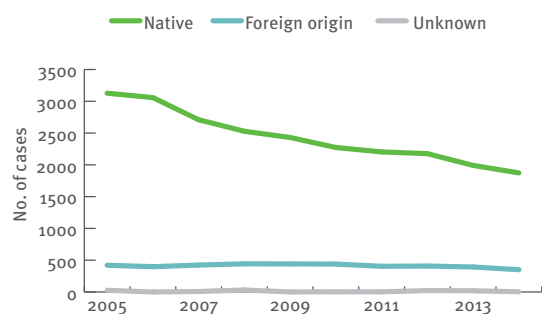
Tuberculosis notification rates by treatment history, 2005–2014



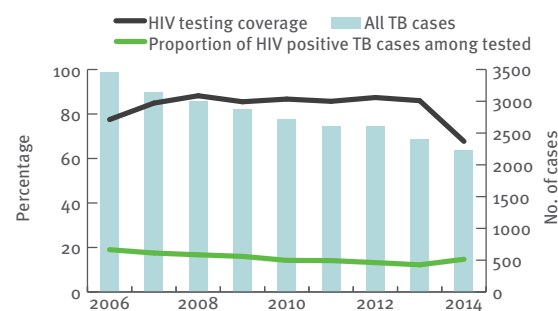
New and relapsed TB cases – notification rates by age group, 2005–2014



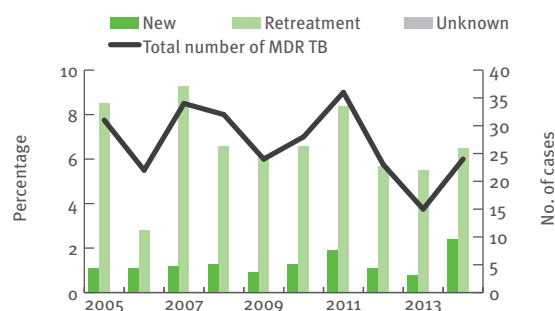
Tuberculosis cases by geographical origin, 2005–2014



TB-HIV co-infection, 2006–2014



MDR TB cases by previous treatment history, 2005–2014



Treatment outcome, new culture-confirmed pulmonary TB cases, 2004–2013

