

Tuberculosis surveillance and monitoring in Europe 2016

Slovenia

Total population on 1 January 2014 by EUROSTAT: 2 061 085

Tuberculosis case notifications, 2014

Total number of cases	144
Notification rate per 100 000	7.0
New* & relapses	142
New* & relapses notification rate per 100 000	6.9
Pulmonary	105 (72.9%)
of which microscopy-positive	47 (44.8%)
of which laboratory confirmed	96 (91.4%)
Laboratory-confirmed TB cases	127 (88.2%)
Mean age of new native TB cases	64.7 years
Mean age of new foreign TB cases	48.4 years
Foreign origin of all TB cases	36 (25.0%)
New (not previously treated)	137 (95.1%)

* Cases with unknown previous treatment included in new cases.

Drug resistance surveillance & TB-HIV co-infection, 2014

Completeness of DRS data*	Yes
Completeness of HIV data**	Yes
Case-linked data reporting	Yes
Cases with DST results	127 (100.0%)
Estimated MDR N, (best-low-high)	0-0
Pulmonary MDR cases	0 (0.0%)
of which XDR cases	0 -
Notified MDR	0 (0.0%)
of which XDR cases	0 -
TB cases tested for HIV	110 (76.4%)
HIV-positive TB cases	0 (0.0%)
of these on antiretroviral therapy	- -

* National coverage 100% or culturing 90%, C+/All TB cases 50%, DST done for C+ 75%, EQA 95%.

** More than 50% of TB cases tested for HIV.

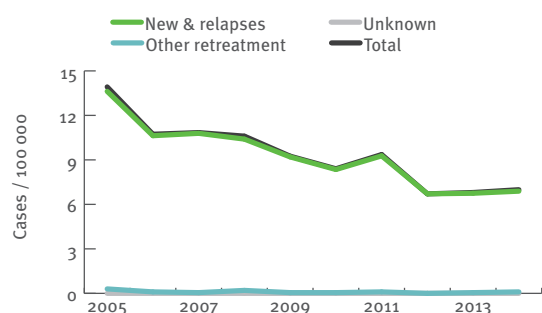
Treatment outcome monitoring

Geographical coverage	National		
Outcome cohort	New culture positive pulmonary TB cases notified in 2013*	All MDR TB cases notified in 2012**	
Case-linked data reporting	Yes		
Cases notified	100	0	
Success	80 (80.0%)	0	-
Died	17 (17.0%)	0	-
Failed	0 (0.0%)	0	-
Lost to follow-up	0 (0.0%)	0	-
Still on treatment	3 (3.0%)	0	-
Not evaluated	0 (0.0%)	0	-

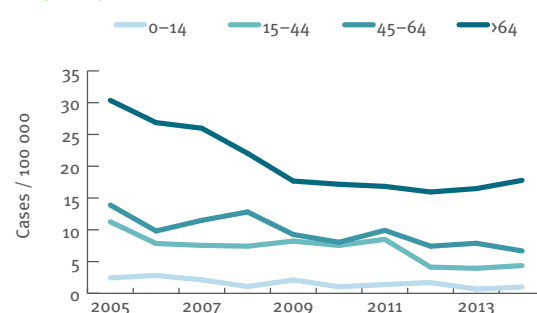
* Treatment outcome as presented is treatment outcome after 12 months.

** Treatment outcome as presented is treatment outcome after 24 months.

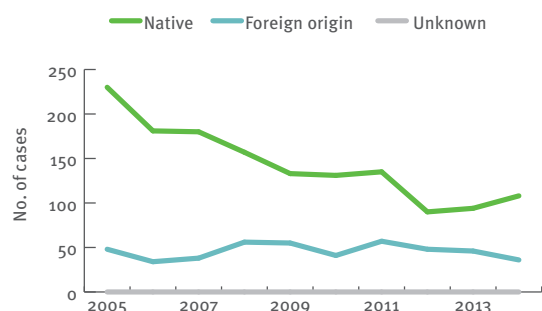
Tuberculosis notification rates by treatment history, 2005-2014



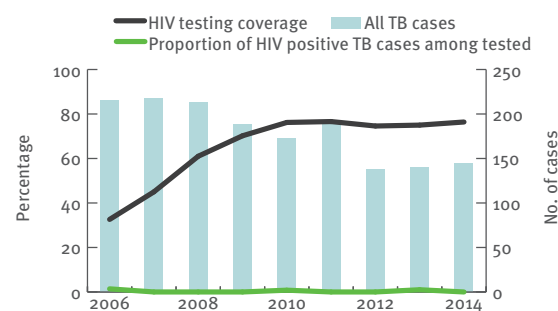
New and relapsed TB cases – notification rates by age group, 2005-2014



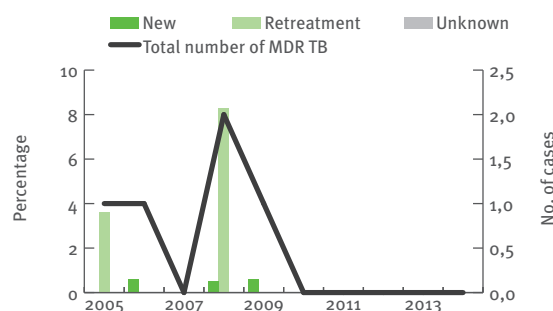
Tuberculosis cases by geographical origin, 2005-2014



TB-HIV co-infection, 2006-2014



MDR TB cases by previous treatment history, 2005-2014



Treatment outcome, new culture-confirmed pulmonary TB cases, 2004-2013

