

Tuberculosis surveillance and monitoring in Europe 2017

Denmark

Total population at 10th August 2016 by EUROSTAT: 5 659 715

Tuberculosis case notifications, 2015

Total number of cases	357
Notification rate per 100 000	6.3
New* & relapses	320
New* & relapses notification rate per 100 000	5.7
Pulmonary	288 (80.7%)
of which microscopy-positive	133 (46.2%)
of which laboratory confirmed	233 (80.9%)
Laboratory-confirmed TB cases	279 (78.2%)
Mean age of new native TB cases	44.4 years
Mean age of new foreign TB cases	36.7 years
Foreign origin of all TB cases	242 (67.8%)
New (not previously treated)	320 (89.6%)

* Cases with unknown previous treatment included in new cases.

Drug resistance surveillance & TB-HIV co-infection, 2015

Completeness of DRS data*	Yes
Completeness of HIV data**	No
Case-linked data reporting	Yes
Cases with DST results	276 (98.9%)
Estimated MDR N, (best–low–high)	1–0–4
Pulmonary MDR TB cases notified	5 (2.2%)
of which XDR TB cases	1 (20.0%)
Notified MDR TB	6 (2.2%)
of which XDR TB cases	1 (16.7%)
TB cases tested for HIV	9 (2.5%)
HIV-positive TB cases	8 –
of these on antiretroviral therapy	– –

* National coverage 100% or culturing 90%, C+/All TB cases 50%, DST done for C+ 75%, EQA 95%.
** More than 50% of TB cases tested for HIV.

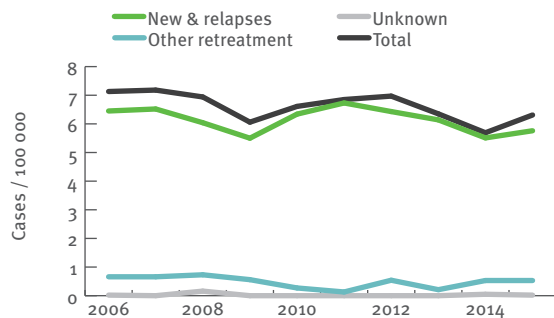
Treatment outcome monitoring

Geographical coverage	National		
Outcome cohort	New culture positive pulmonary TB cases notified in 2014*	All MDR TB cases notified in 2013**	
Case-linked data reporting	Yes		
Cases notified	198	2	
Success	115 (58.1%)	1	(50.0%)
Died	2 (1.0%)	0	(0.0%)
Failed	2 (1.0%)	0	(0.0%)
Lost to follow-up	0 (0.0%)	0	(0.0%)
Still on treatment	4 (2.0%)	0	(0.0%)
Not evaluated	75 (37.9%)	1	(50.0%)

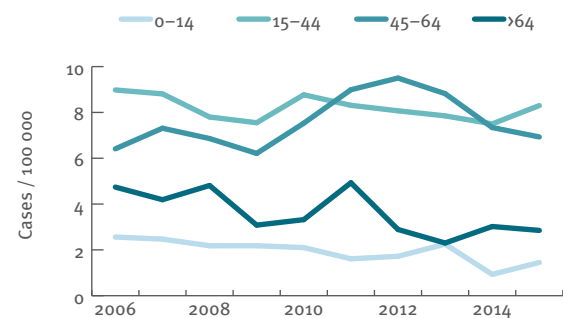
* Treatment outcome as presented is treatment outcome after 12 months.

** Treatment outcome as presented is treatment outcome after 24 months.

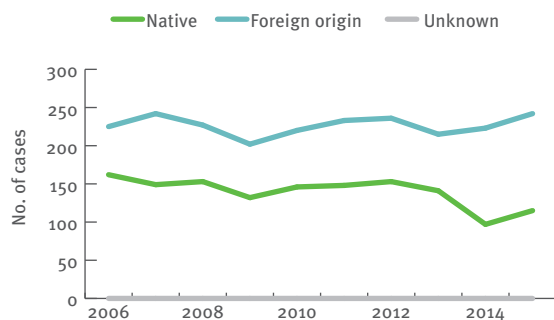
Tuberculosis notification rates by treatment history, 2006–2015



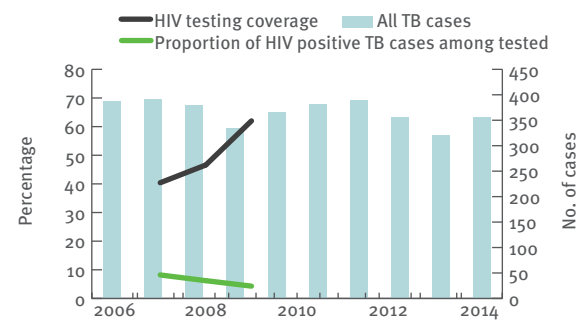
New and relapsed TB cases – notification rates by age group, 2006–2015



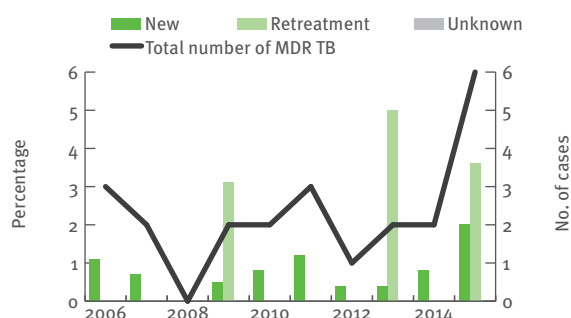
Tuberculosis cases by geographical origin, 2006–2015



TB-HIV co-infection, 2006–2015



MDR TB cases by previous treatment history, 2006–2015



Treatment outcome, new culture-confirmed pulmonary TB cases, 2005–2014

