

Tuberculosis surveillance and monitoring in Europe 2017

Hungary

Total population at 10th August 2016 by EUROSTAT: 9 855 571

Tuberculosis case notifications, 2015

Total number of cases	906
Notification rate per 100 000	9.2
New* & relapses	858
New* & relapses notification rate per 100 000	8.7
Pulmonary	881 (97.2%)
of which microscopy-positive	245 (27.8%)
of which laboratory confirmed	409 (46.4%)
Laboratory-confirmed TB cases	413 (45.6%)
Mean age of new native TB cases	53.3 years
Mean age of new foreign TB cases	33.1 years
Foreign origin of all TB cases	27 (3.0%)
New (not previously treated)	812 (89.6%)

* Cases with unknown previous treatment included in new cases.

Drug resistance surveillance & TB-HIV co-infection, 2015

Completeness of DRS data*	No
Completeness of HIV data**	No
Case-linked data reporting	Yes
Cases with DST results	384 (93.0%)
Estimated MDR N, (best–low–high)	30–17–43
Pulmonary MDR TB cases notified	8 (2.1%)
of which XDR TB cases	1 (14.3%)
Notified MDR TB	8 (2.1%)
of which XDR TB cases	1 (14.3%)
TB cases tested for HIV	20 (2.2%)
HIV-positive TB cases	1 (5.0%)
of these on antiretroviral therapy	-

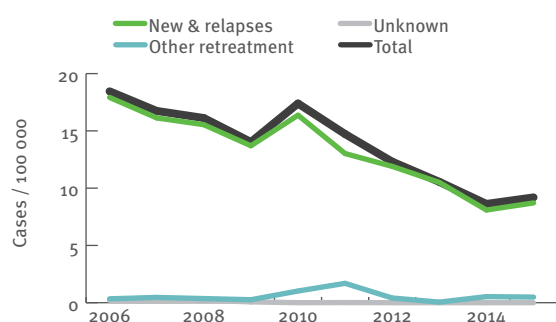
* National coverage 100% or culturing 90%, C+/All TB cases 50%, DST done for C+ 75%, EQA 95%.
** More than 50% of TB cases tested for HIV.

Treatment outcome monitoring

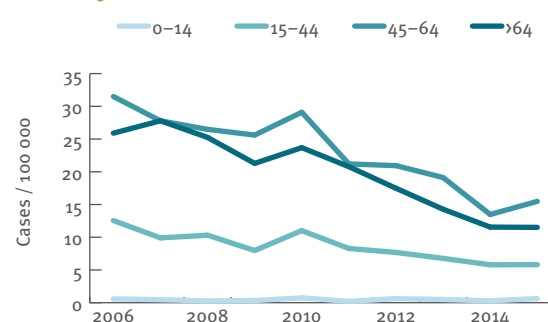
Geographical coverage	National		
Outcome cohort	New culture positive pulmonary TB cases notified in 2014*	All MDR TB cases notified in 2013**	
Case-linked data reporting	Yes		
Cases notified	299	10	
Success	217 (72.6%)	3	(30.0%)
Died	46 (15.4%)	2	(20.0%)
Failed	5 (1.7%)	0	(0.0%)
Lost to follow-up	22 (7.4%)	1	(10.0%)
Still on treatment	0 (0.0%)	1	(10.0%)
Not evaluated	9 (3.0%)	3	(30.0%)

* Treatment outcome as presented is treatment outcome after 12 months.
** Treatment outcome as presented is treatment outcome after 24 months.

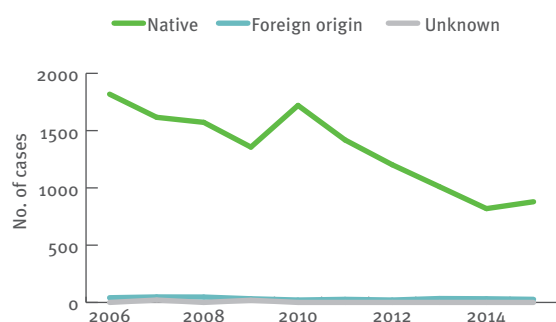
Tuberculosis notification rates by treatment history, 2006–2015



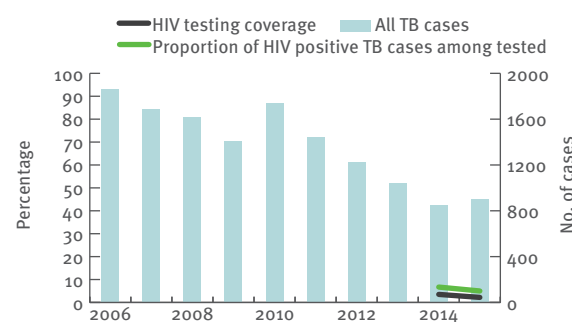
New and relapsed TB cases – notification rates by age group, 2006–2015



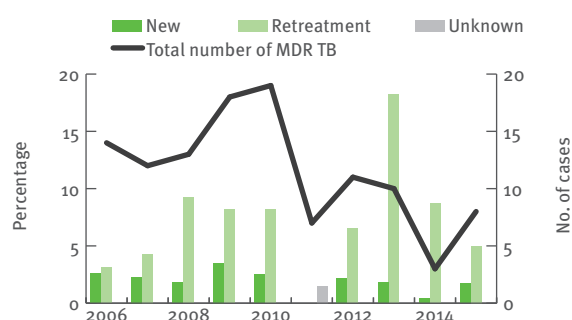
Tuberculosis cases by geographical origin, 2006–2015



TB-HIV co-infection, 2006–2015



MDR TB cases by previous treatment history, 2006–2015



Treatment outcome, new culture-confirmed pulmonary TB cases, 2005–2014

