

Tuberculosis surveillance and monitoring in Europe 2017

Ireland

Total population at 10th August 2016 by EUROSTAT: 4 628 949

Tuberculosis case notifications, 2015

Total number of cases	312
Notification rate per 100 000	6.7
New* & relapses	295
New* & relapses notification rate per 100 000	6.4
Pulmonary	197 (63.1%)
of which microscopy-positive	83 (42.1%)
of which laboratory confirmed	138 (70.1%)
Laboratory-confirmed TB cases	199 (63.8%)
Mean age of new native TB cases	51.9 years
Mean age of new foreign TB cases	33.8 years
Foreign origin of all TB cases	130 (41.7%)
New (not previously treated)	295 (94.6%)

* Cases with unknown previous treatment included in new cases.

Drug resistance surveillance & TB-HIV co-infection, 2015

Completeness of DRS data*	Yes
Completeness of HIV data**	No
Case-linked data reporting	Yes
Cases with DST results	190 (95.5%)
Estimated MDR N, (best–low–high)	2–0–6
Pulmonary MDR TB cases notified	1 (0.7%)
of which XDR TB cases	0 –
Notified MDR TB	1 (0.5%)
of which XDR TB cases	0 –
TB cases tested for HIV	103 (33.0%)
HIV-positive TB cases	8 (7.8%)
of these on antiretroviral therapy	2 (25.0%)

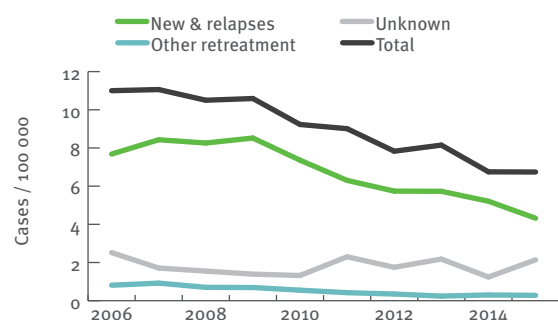
* National coverage 100% or culturing 90%, C+/All TB cases 50%, DST done for C+ 75%, EQA 95%.
** More than 50% of TB cases tested for HIV.

Treatment outcome monitoring

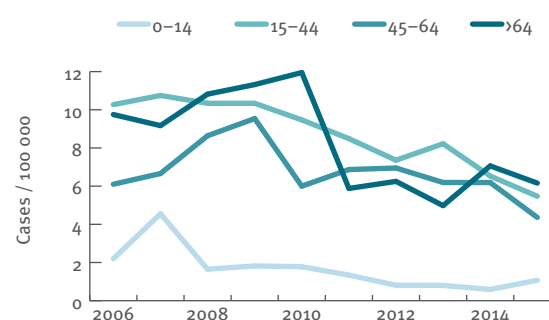
Geographical coverage	National			
Outcome cohort	New culture positive pulmonary TB cases notified in 2014*		All MDR TB cases notified in 2013**	
Case-linked data reporting	Yes			
Cases notified	122		4	
Success	69 (56.6%)	1 (25.0%)		
Died	3 (2.5%)	0 (0.0%)		
Failed	0 (0.0%)	0 (0.0%)		
Lost to follow-up	1 (0.8%)	0 (0.0%)		
Still on treatment	3 (2.5%)	1 (25.0%)		
Not evaluated	46 (37.7%)	2 (50.0%)		

* Treatment outcome as presented is treatment outcome after 12 months.
** Treatment outcome as presented is treatment outcome after 24 months.

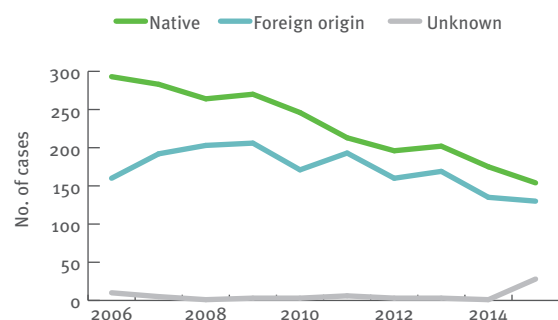
Tuberculosis notification rates by treatment history, 2006–2015



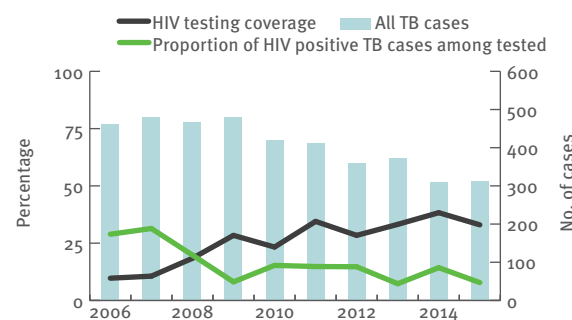
New and relapsed TB cases – notification rates by age group, 2006–2015



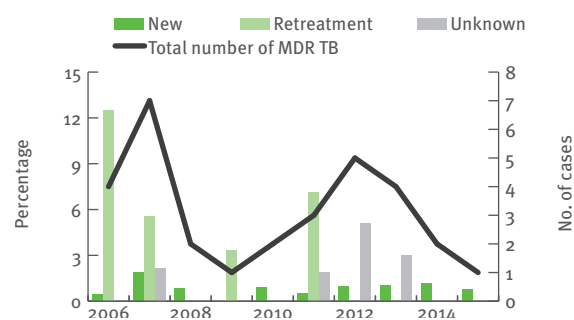
Tuberculosis cases by geographical origin, 2006–2015



TB-HIV co-infection, 2006–2015



MDR TB cases by previous treatment history, 2006–2015



Treatment outcome, new culture-confirmed pulmonary TB cases, 2005–2014

