

Belgium

Total population at 1 January 2012 by EUROSTAT: 11 094 850

Tuberculosis case notifications, 2012

Total number of cases	987
Notification rate per 100 000	8.9
New & relapses (laboratory-confirmed) number	651
New & relapses (laboratory-confirmed) notification rate per 100 000	5.9
Pulmonary of which smear-positive	687 (69.6%) 338 (49.2%)
Laboratory-confirmed TB cases	776 (78.6%)
Mean age of new native TB cases	42.7 years
Mean age of new foreign TB cases	35.9 years
Foreign origin of all TB cases	526 (53.3%)
New (not previously treated)	651 (66.0%)

Drug resistance surveillance & TB-HIV co-infection, 2012

Completeness of DRS data*	Yes
Completeness of HIV data**	Yes
Case-linked data reporting	Yes
Cases with DST results	735 (94.7%)
Cases resistant to isoniazid	59 (8.0%)
Cases resistant to rifampicin	25 (3.4%)
Estimated MDR N, (best-low-high)	15-6-25
MDR cases	20 (2.7%)
of which XDR cases	2 (10.0%)
Cases resistant to ethambutol	19 (2.6%)
Cases resistant to streptomycin	0 (0.0%)
TB cases tested for HIV	556 (56.3%)
HIV-positive TB cases	43 (7.7%)

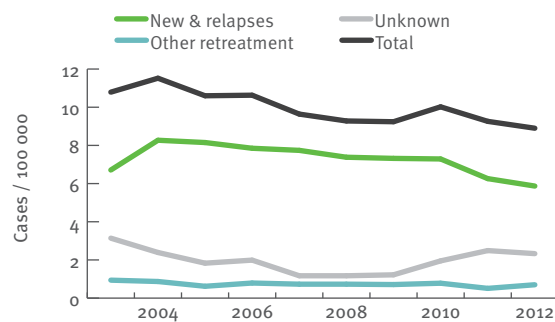
* National coverage 100% or culturing 90%, C+/All TB cases 50%, DST done for C+ 75%, EQA 95%
** More than 50% of TB cases tested for HIV.

Treatment outcome monitoring

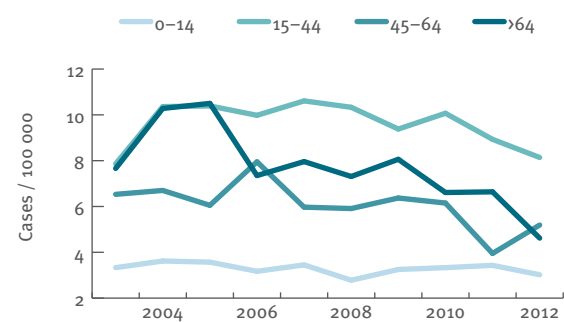
Geographical coverage	National			
Outcome cohort	New laboratory confirmed pulmonary TB cases notified in 2011*		All MDR TB cases notified in 2010**	
Case-linked data reporting	Yes			
Notified in 2010	410		19	
Success	316	(77.1%)	11	(57.9%)
Died	31	(7.6%)	1	(5.3%)
Failed	0	(0.0%)	0	(0.0%)
Defaulted	40	(9.8%)	1	(5.3%)
Still on treatment	13	(3.2%)	4	(21.1%)
Lost to follow up	10	(2.4%)	2	(10.5%)

* Treatment outcome as presented is treatment outcome after 12 months.
** Treatment outcome as presented is treatment outcome after 24 months.

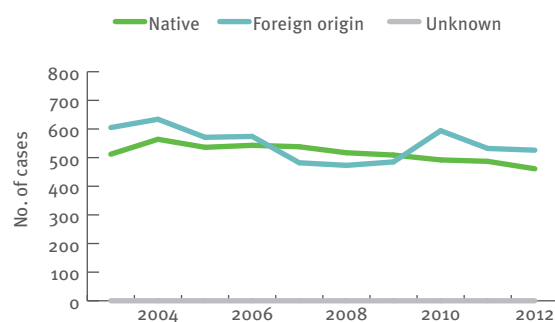
Tuberculosis notification rates by treatment history, 2003–2012



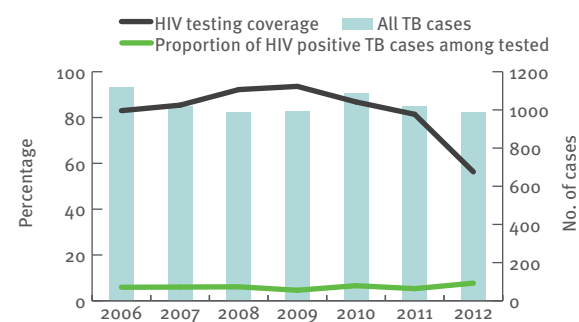
New TB cases - notification rates by age group, 2003–2012



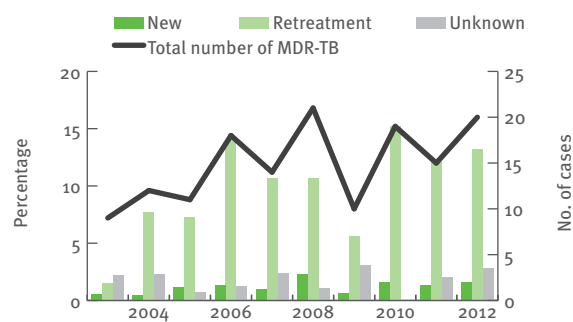
Tuberculosis cases by geographical origin, 2003–2012



TB-HIV co-infection, 2006–2012



MDR-TB cases by previous treatment history, 2003–2012



Treatment outcome, new pulmonary culture-positive cases, 2002–2011

