

Cyprus

Total population at 1 January 2012 by EUROSTAT: 690 480

Tuberculosis case notifications, 2012

Total number of cases	69
Notification rate per 100 000	10.0
New & relapses (laboratory-confirmed) number	54
New & relapses (laboratory-confirmed) notification rate per 100 000	7.8
Pulmonary of which smear-positive	55 (79.7%) 18 (32.7%)
Laboratory-confirmed TB cases	50 (72.5%)
Mean age of new native TB cases	56.9 years
Mean age of new foreign TB cases	33.6 years
Foreign origin of all TB cases	52 (75.4%)
New (not previously treated)	54 (78.3%)

Drug resistance surveillance & TB-HIV co-infection, 2012

Completeness of DRS data*	Yes
Completeness of HIV data**	-
Case-linked data reporting	Yes
Cases with DST results	49 (98.0%)
Cases resistant to isoniazid	5 (10.2%)
Cases resistant to rifampicin	0 (0.0%)
Estimated MDR N, (best-low-high)	2-0-5
MDR cases of which XDR cases	0 (0.0%) -
Cases resistant to ethambutol	0 (0.0%)
Cases resistant to streptomycin	3 (6.1%)
TB cases tested for HIV	-
HIV-positive TB cases	-

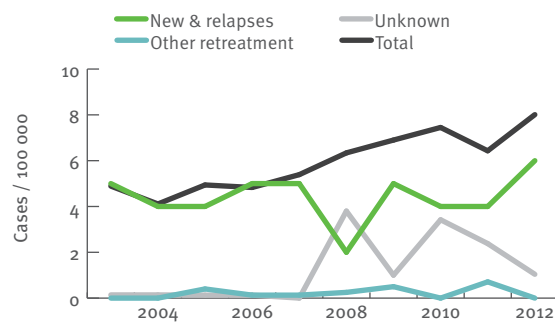
* National coverage 100% or culturing 90%, C+/All TB cases 50%, DST done for C+ 75%, EQA 95%
** More than 50% of TB cases tested for HIV.

Treatment outcome monitoring

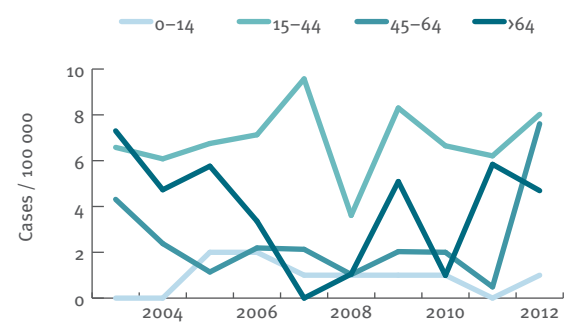
Geographical coverage	National	
	New laboratory confirmed pulmonary TB cases notified in 2011*	All MDR TB cases notified in 2010**
Outcome cohort		
Case-linked data reporting	Yes	
Notified in 2010	22	0
Success	14 (63.6%)	-
Died	3 (13.6%)	-
Failed	0 (0.0%)	-
Defaulted	0 (0.0%)	-
Still on treatment	0 (0.0%)	-
Lost to follow up	5 (22.7%)	-

* Treatment outcome as presented is treatment outcome after 12 months.
** Treatment outcome as presented is treatment outcome after 24 months.

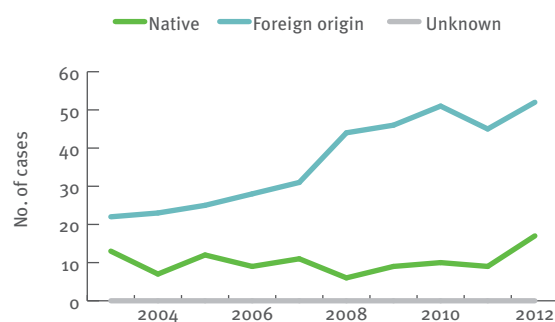
Tuberculosis notification rates by treatment history, 2003–2012



New TB cases - notification rates by age group, 2003–2012



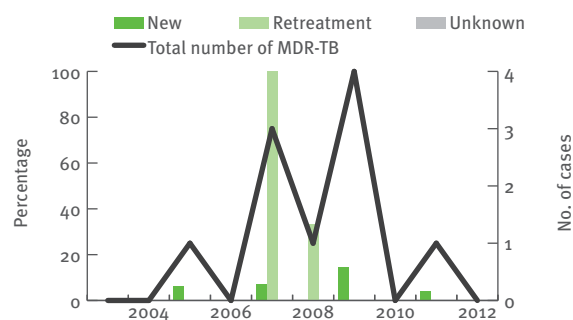
Tuberculosis cases by geographical origin, 2003–2012



TB-HIV co-infection, 2006–2012

Data not available

MDR-TB cases by previous treatment history, 2003–2012



Treatment outcome, new pulmonary culture-positive cases, 2002–2011

