

Estonia

Total population at 1 January 2008 by EUROSTAT: 1 339 662

Tuberculosis case notifications, 2012

Total number of cases	290
Notification rate per 100 000	21.6
New & relapses (laboratory-confirmed) number	261
New & relapses (laboratory-confirmed) notification rate per 100 000	19.5
Pulmonary of which smear-positive	268 (92.4%) 135 (50.4%)
Laboratory-confirmed TB cases	239 (82.4%)
Mean age of new native TB cases	45.4 years
Mean age of new foreign TB cases	59.4 years
Foreign origin of all TB cases	47 (16.2%)
New (not previously treated)	234 (80.7%)

Drug resistance surveillance & TB-HIV co-infection, 2012

Completeness of DRS data*	Yes
Completeness of HIV data**	Yes
Case-linked data reporting	Yes
Cases with DST results	239 (100.0%)
Cases resistant to isoniazid	77 (32.2%)
Cases resistant to rifampicin	66 (27.6%)
Estimated MDR N, (best-low-high)	70-56-85
MDR cases of which XDR cases	61 (25.5%) 4 (6.6%)
Cases resistant to ethambutol	53 (22.2%)
Cases resistant to streptomycin	81 (33.9%)
TB cases tested for HIV	272 (93.8%)
HIV-positive TB cases	45 (16.5%)

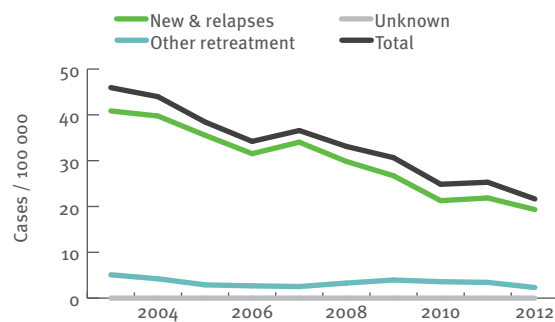
* National coverage 100% or culturing 90%, C+/All TB cases 50%, DST done for C+ 75%, EQA 95%
** More than 50% of TB cases tested for HIV.

Treatment outcome monitoring

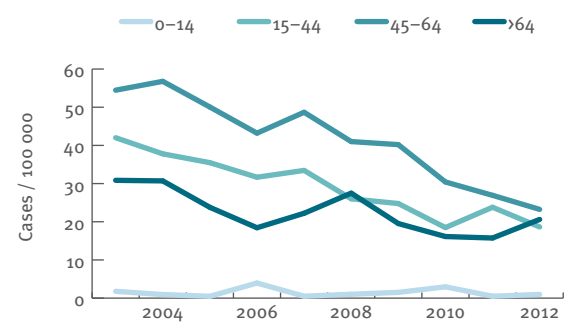
Geographical coverage	National			
Outcome cohort	New laboratory confirmed pulmonary TB cases notified in 2011*		All MDR TB cases notified in 2010**	
Case-linked data reporting	Yes			
Notified in 2010	202		64	
Success	120 (59.4%)	30 (46.9%)		
Died	23 (11.4%)	8 (12.5%)		
Failed	2 (1.0%)	6 (9.4%)		
Defaulted	11 (5.4%)	11 (17.2%)		
Still on treatment	45 (22.3%)	9 (14.1%)		
Lost to follow up	1 (0.5%)	0 (0.0%)		

* Treatment outcome as presented is treatment outcome after 12 months.
** Treatment outcome as presented is treatment outcome after 24 months.

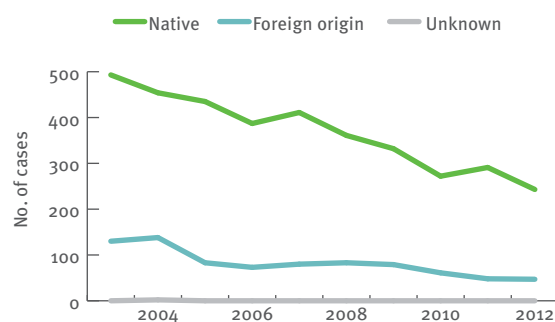
Tuberculosis notification rates by treatment history, 2003–2012



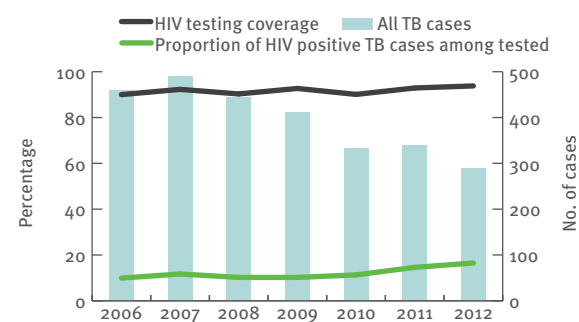
New TB cases - notification rates by age group, 2003–2012



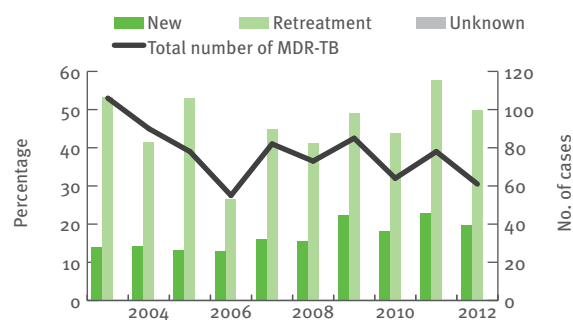
Tuberculosis cases by geographical origin, 2003–2012



TB-HIV co-infection, 2006–2012



MDR-TB cases by previous treatment history, 2003–2012



Treatment outcome, new pulmonary culture-positive cases, 2002–2011

