

# Finland

Total population at 1 January 2012 by EUROSTAT: 5 401 267

## Tuberculosis case notifications, 2012

Total number of cases	274
Notification rate per 100 000	5.1
New & relapses (laboratory-confirmed) number	257
New & relapses (laboratory-confirmed) notification rate per 100 000	4.8
Pulmonary of which smear-positive	196 (71.5%) 83 (42.3%)
Laboratory-confirmed TB cases	223 (81.4%)
Mean age of new native TB cases	67.1 years
Mean age of new foreign TB cases	35.7 years
Foreign origin of all TB cases	78 (28.5%)
New (not previously treated)	252 (92.0%)

## Drug resistance surveillance & TB-HIV co-infection, 2012

Completeness of DRS data*	Yes
Completeness of HIV data**	-
Case-linked data reporting	Yes
Cases with DST results	222 (99.6%)
Cases resistant to isoniazid	13 (5.9%)
Cases resistant to rifampicin	3 (1.4%)
Estimated MDR N, (best-low-high)	3-0-6
MDR cases of which XDR cases	3 (1.4%) 1 (33.3%)
Cases resistant to ethambutol	3 (1.4%)
Cases resistant to streptomycin	9 (4.1%)
TB cases tested for HIV	-
HIV-positive TB cases	-

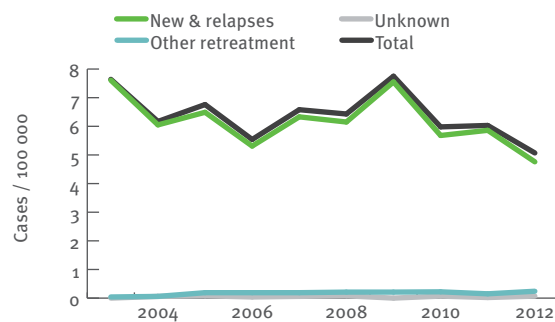
\* National coverage 100% or culturing 90%, C+/All TB cases 50%, DST done for C+ 75%, EQA 95%  
\*\* More than 50% of TB cases tested for HIV.

## Treatment outcome monitoring

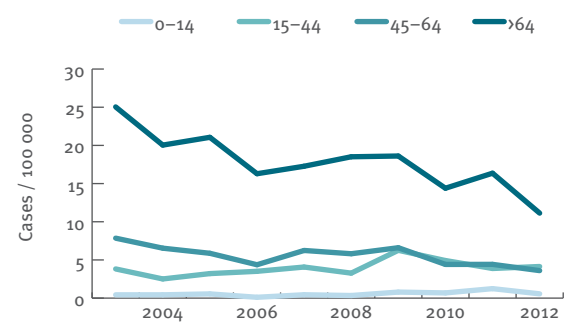
Geographical coverage	National		
	New laboratory confirmed pulmonary TB cases notified in 2011*	All MDR TB cases notified in 2010**	
Outcome cohort			
Case-linked data reporting	Yes		
Notified in 2010	182		-
Success	122 (67.0%)	-	-
Died	34 (18.7%)	-	-
Failed	1 (0.5%)	-	-
Defaulted	0 (0.0%)	-	-
Still on treatment	8 (4.4%)	-	-
Lost to follow up	17 (9.3%)	-	-

\* Treatment outcome as presented is treatment outcome after 12 months.  
\*\* Treatment outcome as presented is treatment outcome after 24 months.

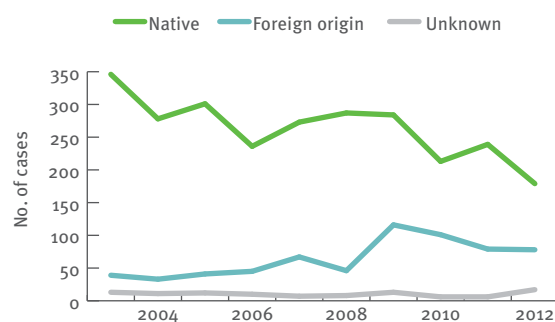
## Tuberculosis notification rates by treatment history, 2003–2012



## New TB cases - notification rates by age group, 2003–2012



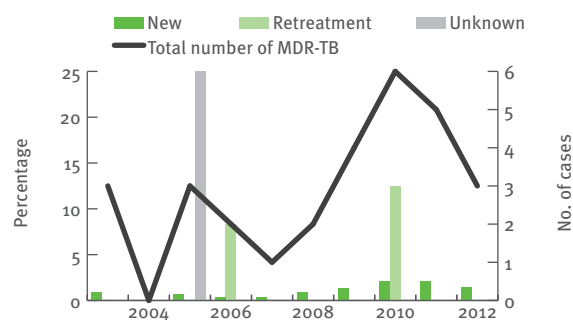
## Tuberculosis cases by geographical origin, 2003–2012



## TB-HIV co-infection, 2006–2012

Data not available

## MDR-TB cases by previous treatment history, 2003–2012



## Treatment outcome, new pulmonary culture-positive cases, 2002–2011

