

Germany

Total population at 1 January 2012 by EUROSTAT: 81 657 665

Tuberculosis case notifications, 2012

Total number of cases	4 220
Notification rate per 100 000	5.2
New & relapses (laboratory-confirmed) number	3 455
New & relapses (laboratory-confirmed) notification rate per 100 000	4.2
Pulmonary of which smear-positive	3 159 (74.9%) 1 144 (36.2%)
Laboratory-confirmed TB cases	3 040 (72.0%)
Mean age of new native TB cases	53.8 years
Mean age of new foreign TB cases	41.7 years
Foreign origin of all TB cases	2 009 (47.6%)
New (not previously treated)	3 387 (80.3%)

Drug resistance surveillance & TB-HIV co-infection, 2012

Completeness of DRS data*	Yes
Completeness of HIV data**	-
Case-linked data reporting	Yes
Cases with DST results	2 794 (91.9%)
Cases resistant to isoniazid	224 (8.0%)
Cases resistant to rifampicin	66 (2.4%)
Estimated MDR N, (best-low-high)	62-44-81
MDR cases	60 (2.1%)
of which XDR cases	0 (0.0%)
Cases resistant to ethambutol	26 (0.9%)
Cases resistant to streptomycin	195 (7.0%)
TB cases tested for HIV	-
HIV-positive TB cases	-

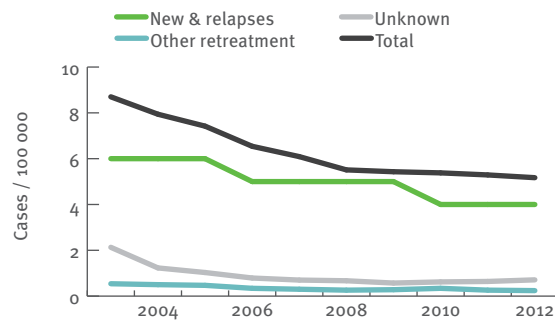
* National coverage 100% or culturing 90%, C+/All TB cases 50%, DST done for C+ 75%, EQA 95%
** More than 50% of TB cases tested for HIV.

Treatment outcome monitoring

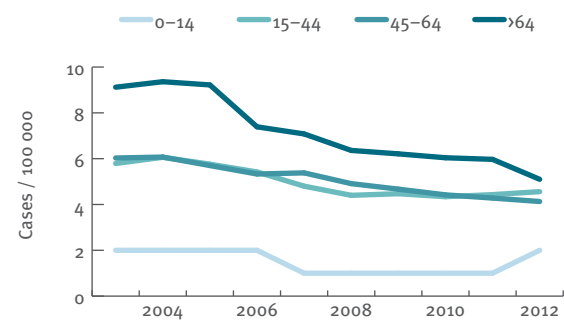
Geographical coverage	National			
	New laboratory confirmed pulmonary TB cases notified in 2011*		All MDR TB cases notified in 2010**	
Outcome cohort				
Case-linked data reporting	Yes			
Notified in 2010	2 150		51	
Success	1 590 (74.0%)	28 (54.9%)		
Died	240 (11.2%)	5 (9.8%)		
Failed	4 (0.2%)	0 (0.0%)		
Defaulted	41 (1.9%)	3 (5.9%)		
Still on treatment	61 (2.8%)	3 (5.9%)		
Lost to follow up	214 (10.0%)	12 (23.5%)		

* Treatment outcome as presented is treatment outcome after 12 months.
** Treatment outcome as presented is treatment outcome after 24 months.

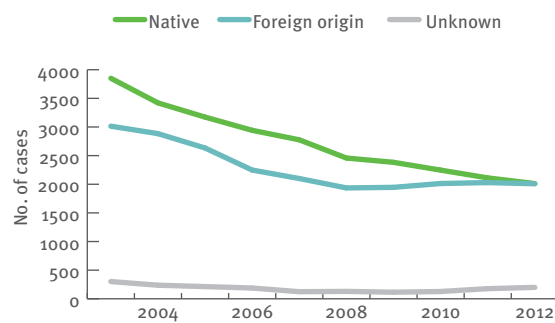
Tuberculosis notification rates by treatment history, 2003–2012



New TB cases - notification rates by age group, 2003–2012



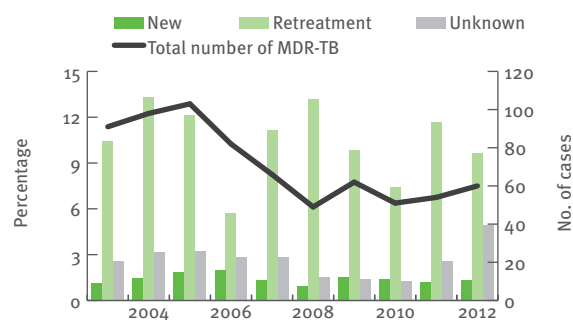
Tuberculosis cases by geographical origin, 2003–2012



TB-HIV co-infection, 2006–2012

Data not available

MDR-TB cases by previous treatment history, 2003–2012



Treatment outcome, new pulmonary culture-positive cases, 2002–2011

