

# Italy

Total population at 1 January 2012 by EUROSTAT: 60 820 696

## Tuberculosis case notifications, 2012

Total number of cases	3142
Notification rate per 100 000	5.2
New & relapses (lab+) number	1623
New & relapses (lab+) notification rate per 100 000	2.7
Pulmonary	2132 (67.9%)
of which smear-positive	784 (36.8%)
Laboratory-confirmed TB cases*	2439 (77.6%)
Mean age of new native TB cases	56.1 years
Mean age of new foreign TB cases	35.5 years
Foreign origin of all TB cases	1832 (58.3%)
New (not previously treated)	1623 (51.7%)

\* Data reported by national reference laboratory

## Drug resistance surveillance & TB-HIV co-infection, 2012

Completeness of DRS data*	No
Completeness of HIV data**	-
Case-linked data reporting	No
Cases with DST results	2439 (100.0%)
Cases resistant to isoniazid	239 (9.8%)
Cases resistant to rifampicin	98 (4.0%)
Estimated MDR N, (best-low-high)	-
MDR cases	74 (3.0%)
of which XDR cases	5 (6.8%)
Cases resistant to ethambutol	91 (3.7%)
Cases resistant to streptomycin	216 (8.9%)
TB cases tested for HIV	-
HIV-positive TB cases	-

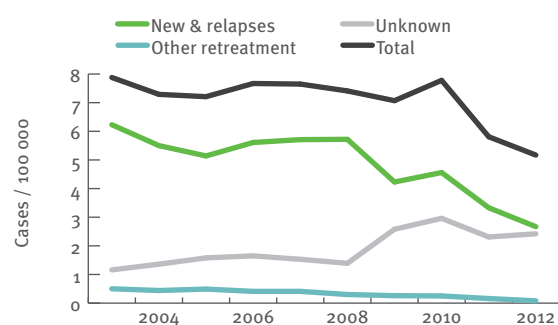
\* National coverage 100% or culturing 90%, C+/All TB cases 50%, DST done for C+ 75%, EQA 95%

\*\* More than 50% of TB cases tested for HIV.

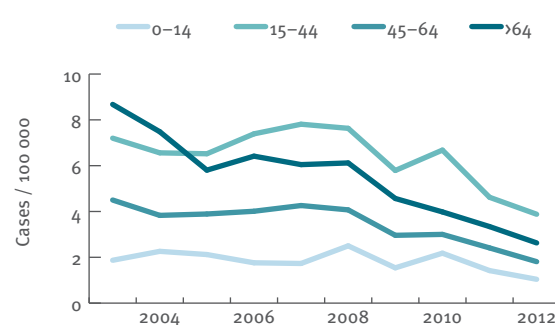
## Treatment outcome monitoring

Not available

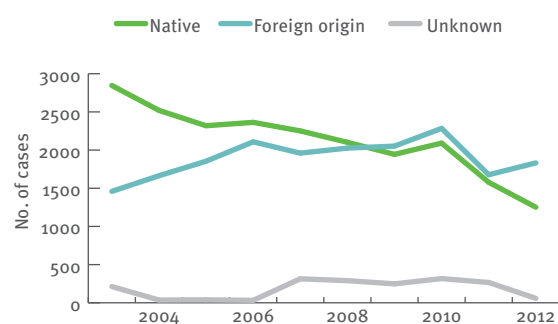
## Tuberculosis notification rates by treatment history, 2003–2012



## New TB cases - notification rates by age group, 2003–2012



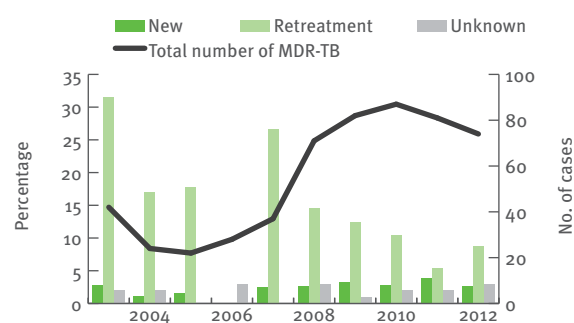
## Tuberculosis cases by geographical origin, 2003–2012



## TB-HIV co-infection, 2006–2012

Data not available

## MDR-TB cases by previous treatment history, 2003–2012



## Treatment outcome, new pulmonary culture-positive cases, 2002–2011

Data not available