

Poland

Total population at 1 January 2012 by EUROSTAT: 38 535 010

Tuberculosis case notifications, 2012

Total number of cases	7542
Notification rate per 100 000	19.6
New & relapses (lab+) number	7059
New & relapses (lab+) notification rate per 100 000	18.3
Pulmonary of which smear-positive	7 018 (93.1%) 2 813 (40.1%)
Laboratory-confirmed TB cases	5 070 (67.2%)
Mean age of new native TB cases	53.1 years
Mean age of new foreign TB cases	37.6 years
Foreign origin of all TB cases	48 (0.6%)
New (not previously treated)	6 665 (88.4%)

Drug resistance surveillance & TB-HIV co-infection, 2012

Completeness of DRS data*	Yes
Completeness of HIV data**	-
Case-linked data reporting	Yes
Cases with DST results	4 659 (91.9%)
Cases resistant to isoniazid	159 (3.4%)
Cases resistant to rifampicin	41 (0.9%)
Estimated MDR N, (best-low-high)	48-31-65
MDR cases of which XDR cases	31 (0.7%) 0 (0.0%)
Cases resistant to ethambutol	23 (0.5%)
Cases resistant to streptomycin	106 (2.3%)
TB cases tested for HIV	-
HIV-positive TB cases	-

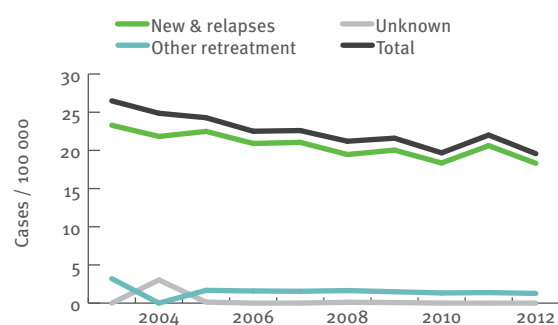
* National coverage 100% or culturing 90%, C+/All TB cases 50%, DST done for C+ 75%, EQA 95%
** More than 50% of TB cases tested for HIV.

Treatment outcome monitoring

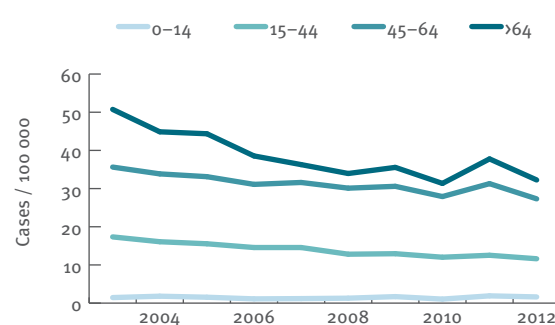
Geographical coverage	National			
	New laboratory confirmed pulmonary TB cases notified in 2011*		All MDR TB cases notified in 2010**	
Outcome cohort				
Case-linked data reporting	Yes			
Notified in 2010	4 699		30	
Success	2 842	(60.5%)	15	(50.0%)
Died	406	(8.6%)	5	(16.7%)
Failed	2	(0.0%)	0	(0.0%)
Defaulted	408	(8.7%)	3	(10.0%)
Still on treatment	16	(0.3%)	2	(6.7%)
Lost to follow up	1 025	(21.8%)	5	(16.7%)

* Treatment outcome as presented is treatment outcome after 12 months.
** Treatment outcome as presented is treatment outcome after 24 months.

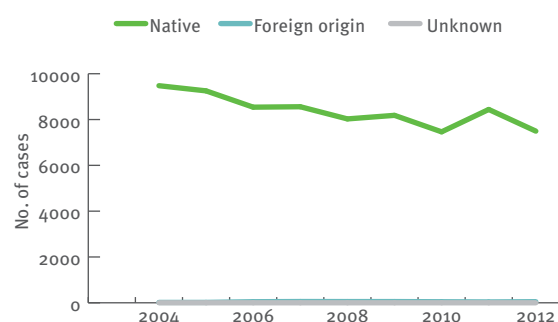
Tuberculosis notification rates by treatment history, 2003–2012



New TB cases - notification rates by age group, 2003–2012



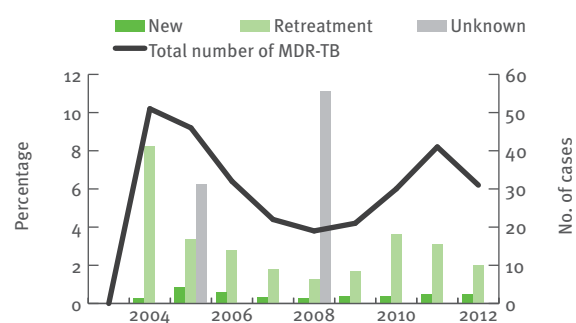
Tuberculosis cases by geographical origin, 2003–2012



TB-HIV co-infection, 2006–2012

Data not available

MDR-TB cases by previous treatment history, 2003–2012



Treatment outcome, new pulmonary culture-positive cases, 2002–2011

