

Romania

Total population at 1 January 2012 by EUROSTAT: 21 351 100

Tuberculosis case notifications, 2012

Total number of cases	18 197
Notification rate per 100 000	85.2
New & relapses (lab+) number	16 126
New & relapses (lab+) notification rate per 100 000	75.5
Pulmonary of which smear-positive	15 605 (85.8%) 10 038 (64.3%)
Laboratory-confirmed TB cases	11 974 (65.8%)
Mean age of new native TB cases	42.6 years
Mean age of new foreign TB cases	37.7 years
Foreign origin of all TB cases	42 (0.2%)
New (not previously treated)	13 888 (76.3%)

Drug resistance surveillance & TB-HIV co-infection, 2012

Completeness of DRS data*	No
Completeness of HIV data**	Yes
Case-linked data reporting	Yes
Cases with DST results	5 966 (49.8%)
Cases resistant to isoniazid	806 (13.5%)
Cases resistant to rifampicin	608 (10.2%)
Estimated MDR N, (best-low-high)	800-610-980
MDR cases of which XDR cases	530 (8.9%) 32 (6.0%)
Cases resistant to ethambutol	262 (4.4%)
Cases resistant to streptomycin	346 (5.8%)
TB cases tested for HIV	9 922 (54.5%)
HIV-positive TB cases	232 (2.3%)

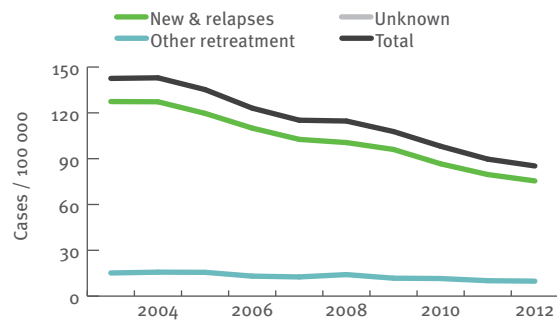
* National coverage 100% or culturing 90%, C+/All TB cases 50%, DST done for C+ 75%, EQA 95%
** More than 50% of TB cases tested for HIV.

Treatment outcome monitoring

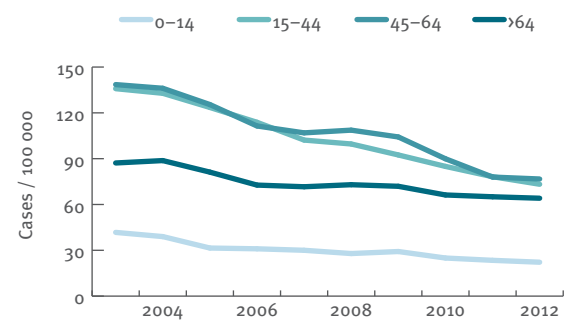
Geographical coverage	National			
Outcome cohort	New laboratory confirmed pulmonary TB cases notified in 2011*		All MDR TB cases notified in 2010**	
Case-linked data reporting	Yes			
Notified in 2010	8 891		574	
Success	7 616 (85.7%)	115 (20.0%)		
Died	412 (4.6%)	98 (17.1%)		
Failed	301 (3.4%)	231 (40.2%)		
Defaulted	470 (5.3%)	106 (18.5%)		
Still on treatment	91 (1.0%)	24 (4.2%)		
Lost to follow up	1 (0.0%)	0 (0.0%)		

* Treatment outcome as presented is treatment outcome after 12 months.
** Treatment outcome as presented is treatment outcome after 24 months.

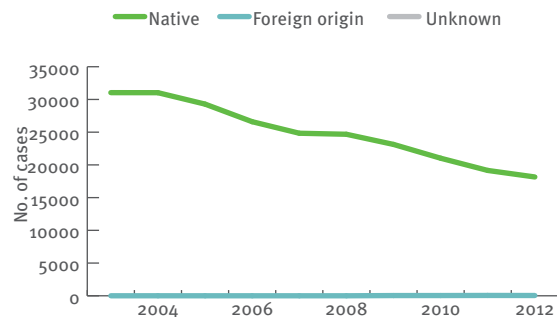
Tuberculosis notification rates by treatment history, 2003–2012



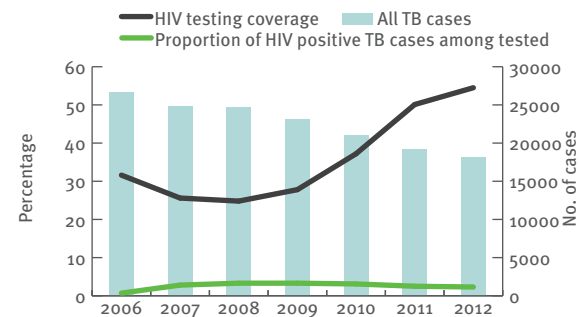
New TB cases - notification rates by age group, 2003–2012



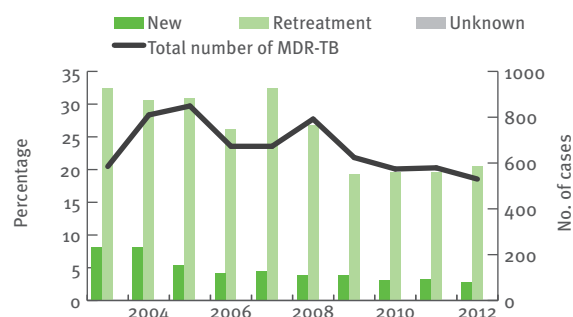
Tuberculosis cases by geographical origin, 2003–2012



TB-HIV co-infection, 2006–2012



MDR-TB cases by previous treatment history, 2003–2012



Treatment outcome, new pulmonary culture-positive cases, 2002–2011

