

Switzerland

Population estimate 2012 by UN Statistical Database: 7 997 399

Tuberculosis case notifications, 2012

Total number of cases	463
Notification rate per 100 000	5.8
New & relapses (lab+) number	295
New & relapses (lab+) notification rate per 100 000	3.7
Pulmonary of which smear-positive	299 (64.6%) 117 (39.1%)
Laboratory-confirmed TB cases	381 (82.3%)
Mean age of new TB cases	36.6 years
Foreign-born of all TB cases	345 (74.5%)
New (not previously treated)	295 (63.7%)

Drug resistance surveillance & TB-HIV co-infection, 2012

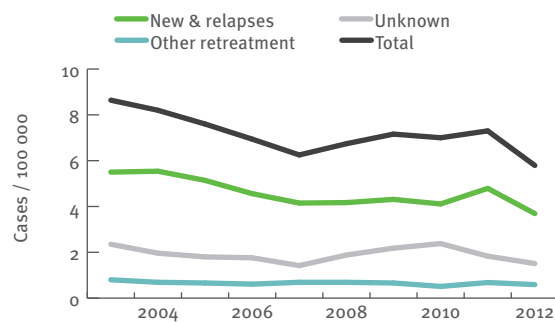
Completeness of DRS data*	Yes
Completeness of HIV data**	Yes
Case-linked data reporting	Yes
Cases with DST results	373 (94.0%)
Cases resistant to isoniazid	23 (6.2%)
Cases resistant to rifampicin	8 (2.1%)
Estimated MDR N, (best-low-high)	9-2-15
MDR cases of which XDR cases	8 (2.1%) -
Cases resistant to ethambutol	-
Cases resistant to streptomycin	-
TB cases tested for HIV	-
HIV-positive TB cases	-

* National coverage 100% or culturing 90%, C+/All TB cases 50%, DST done for C+ 75%, EQA 95%
** More than 50% of TB cases tested for HIV.

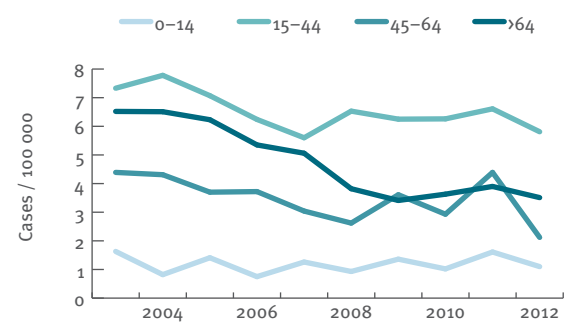
Treatment outcome monitoring

No data reported

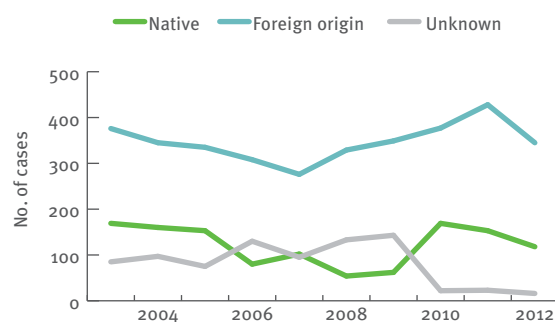
Tuberculosis notification rates by treatment history, 2003–2012



New TB cases - notification rates by age group, 2003–2012



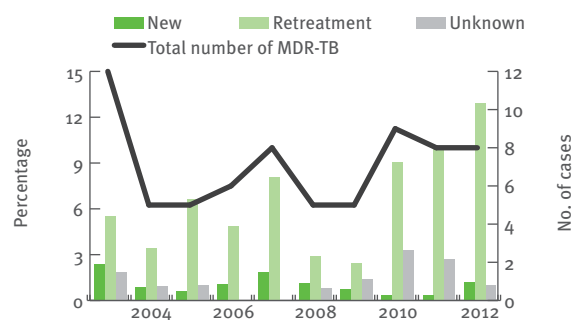
Tuberculosis cases by geographical origin, 2003–2012



TB-HIV co-infection, 2006–2012

Data not available

MDR-TB cases by previous treatment history, 2003–2012



Treatment outcome, new pulmonary culture-positive cases, 2002–2011

Data not available