

United Kingdom

Total population at 1 January 2012 by EUROSTAT: 61 804 071

Tuberculosis case notifications, 2012

Total number of cases	8 751
Notification rate per 100 000	14.2
New & relapses (lab+) number	8 751
New & relapses (lab+) notification rate per 100 000	11.4
Pulmonary of which smear-positive	4 563 (52.1%) 1 411 (30.9%)
Laboratory-confirmed TB cases	5 200 (59.4%)
Mean age of new native TB cases	41.7 years
Mean age of new foreign TB cases	38.5 years
Foreign origin of all TB cases	6 125 (70.0%)
New (not previously treated)	7 731 (88.3%)

Drug resistance surveillance & TB-HIV co-infection, 2012

Completeness of DRS data*	Yes
Completeness of HIV data**	-
Case-linked data reporting	Yes
Cases with DST results	5 151 (99.1%)
Cases resistant to isoniazid	351 (6.8%)
Cases resistant to rifampicin	91 (1.8%)
Estimated MDR N, (best-low-high)	69-54-85
MDR cases of which XDR cases	81 (1.6%) 2 (2.5%)
Cases resistant to ethambutol	51 (1.0%)
Cases resistant to streptomycin	264 (5.1%)
TB cases tested for HIV	-
HIV-positive TB cases	-

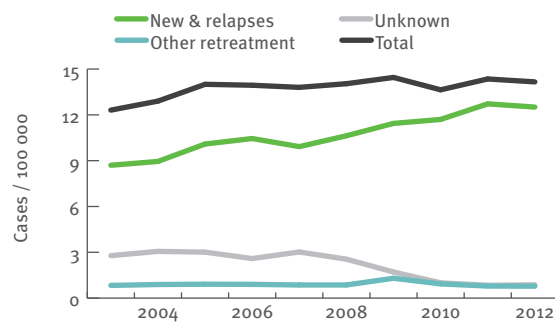
* National coverage 100% or culturing 90%, C+/All TB cases 50%, DST done for C+ 75%, EQA 95%
** More than 50% of TB cases tested for HIV.

Treatment outcome monitoring

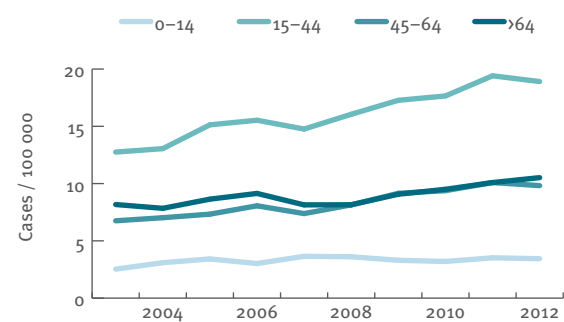
Geographical coverage	National			
	New laboratory confirmed pulmonary TB cases notified in 2011*		All MDR TB cases notified in 2010**	
Outcome cohort				
Case-linked data reporting	Yes			
Notified in 2010	2 952		66	
Success	2 370 (80.3%)	42 (63.6%)		
Died	175 (5.9%)	0 (0.0%)		
Failed	0 (0.0%)	0 (0.0%)		
Defaulted	173 (5.9%)	14 (21.2%)		
Still on treatment	136 (4.6%)	5 (7.6%)		
Lost to follow up	98 (3.3%)	5 (7.6%)		

* Treatment outcome as presented is treatment outcome after 12 months.
** Treatment outcome as presented is treatment outcome after 24 months.

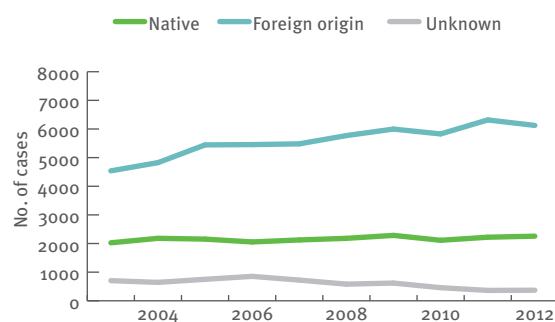
Tuberculosis notification rates by treatment history, 2003–2012



New TB cases - notification rates by age group, 2003–2012



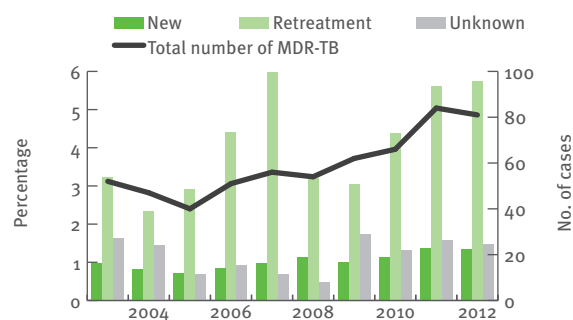
Tuberculosis cases by geographical origin, 2003–2012



TB-HIV co-infection, 2006–2012

Data not available

MDR-TB cases by previous treatment history, 2003–2012



Treatment outcome, new pulmonary culture-positive cases, 2002–2011

