

Tuberculosis surveillance and monitoring in Europe 2016

Spain

Total population on 1 January 2014 by EUROSTAT: 46 512 199

Tuberculosis case notifications, 2014

Total number of cases	5048
Notification rate per 100 000	10.9
New* & relapses	4818
New* & relapses notification rate per 100 000	10.4
Pulmonary	3690 (73.1%)
of which microscopy-positive	1828 (49.5%)
of which laboratory confirmed	2739 (74.2%)
Laboratory-confirmed TB cases	3374 (66.8%)
Mean age of new native TB cases	49.8 years
Mean age of new foreign TB cases	36.3 years
Foreign origin of all TB cases	1444 (28.6%)
New (not previously treated)	4818 (95.4%)

* Cases with unknown previous treatment included in new cases.

Drug resistance surveillance & TB-HIV co-infection, 2014

Completeness of DRS data*	No
Completeness of HIV data**	Yes
Case-linked data reporting	Yes
Cases with DST results	1623 (48.1%)
Estimated MDR N, (best–low–high)	24–9–39
Pulmonary MDR cases	35 (2.2%)
of which XDR cases	2 (5.7%)
Notified MDR	–
of which XDR cases	–
TB cases tested for HIV	3191 (63.2%)
HIV-positive TB cases	233 (7.3%)
of these on antiretroviral therapy	–

* National coverage 100% or culturing 90%, C+/All TB cases 50%, DST done for C+ 75%, EQA 95%.

** More than 50% of TB cases tested for HIV.

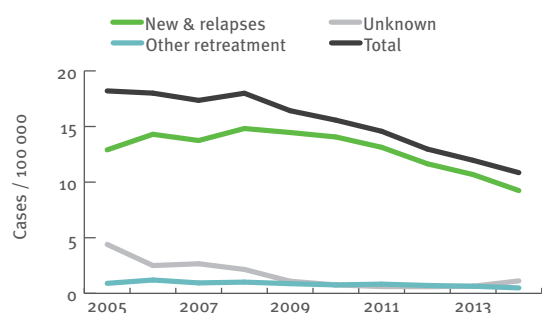
Treatment outcome monitoring

Geographical coverage	National	
Outcome cohort	New culture positive pulmonary TB cases notified in 2013*	All MDR TB cases notified in 2012**
Case-linked data reporting	Yes	
Cases notified	2743	37
Success	2146 (78.2%)	–
Died	135 (4.9%)	–
Failed	5 (0.2%)	–
Lost to follow-up	6 (0.2%)	–
Still on treatment	35 (1.3%)	–
Not evaluated	416 (15.2%)	–

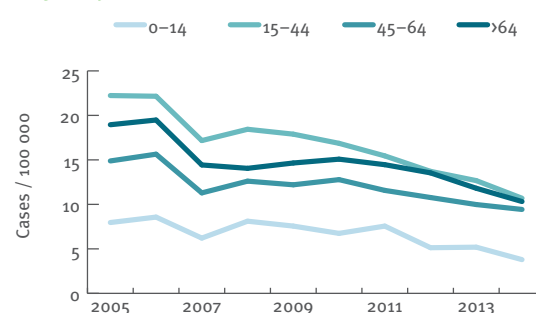
* Treatment outcome as presented is treatment outcome after 12 months.

** Treatment outcome as presented is treatment outcome after 24 months.

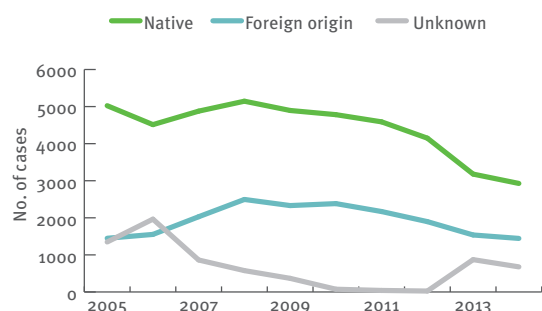
Tuberculosis notification rates by treatment history, 2005–2014



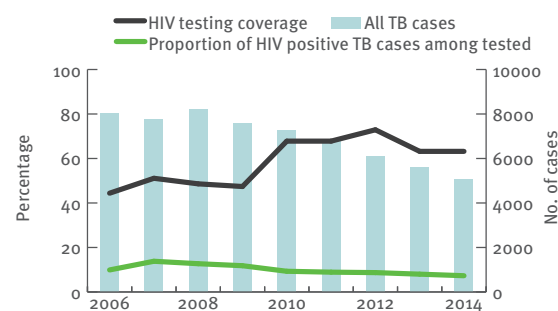
New and relapsed TB cases – notification rates by age group, 2005–2014



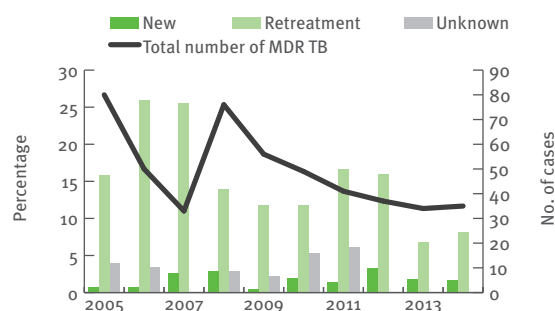
Tuberculosis cases by geographical origin, 2005–2014



TB-HIV co-infection, 2006–2014



MDR TB cases by previous treatment history, 2005–2014



Treatment outcome, new culture-confirmed pulmonary TB cases, 2004–2013

